

Dunedin  
FineART  
Center

GLADYS DOUGLAS SCHOOL FOR THE ARTS  
DUNEDIN, FLORIDA

PAINTING SCULPTURE



CLAY book arts PHOTOGRAPHY DRAWING

## FALL 2013

studio art classes  
and workshops  
for children,  
teens & adults

[www.dfac.org](http://www.dfac.org)

GLASS PRINTMAKING *stone carving* jewelry



- FALL I**  
September 9 - October 20
- FALL WORKSHOPS**  
October 21 - November 1
- FALL II**  
November 4 - December 15





# Dunedin FineART Center

GLADYS DOUGLAS SCHOOL FOR THE ARTS  
1143 Michigan Boulevard, Dunedin, Florida 34698

## CONTACT

Tel. 727.298.3322

Fax 727.298.3326

E-mail: [education@dfac.org](mailto:education@dfac.org)

[www.dfac.org](http://www.dfac.org)

## HOURS

**Galleries and Gift Shop:**

Monday–Friday • 10am–5pm

Saturday • 10am–2pm

Sunday • 1pm–4pm

*Evening hours limited to enrolled students. There are designated disabled parking spaces near the entry and there is easy access to and throughout the Center and Palm Cafe.*



*Handicapped accessible facility.*

**Front cover art:**

center right: Steve Pawloski,

Anticlastic Cuff Bracelet Workshop

lower right: Katherine Mathisen,

Sculpting in Clay Workshop

## BOARD OF DIRECTORS

**Charles Klein**  
President

**Walter Blenner**  
Vice President

**Mark Fox**  
Treasurer

**Alan Feldshue**  
Secretary

**Kathy Milam**  
Parliamentarian

**J. Patrick Donoghue**  
Immediate Past President

**Sarah Byars**  
Presidential Appointment

**Amy Heimlich**  
Presidential Appointment

## BOARD MEMBERS

London Bates

Terry Haas

John Hubbard

C. Allen Kynes, Jr.

Karen Lehrburger

Carol Mariani

Mel Sams

John R. Stewart, Jr.

Eleanor Vassel

Debra Thomas-Weible

Special Appointment

City of Dunedin

Commissioner **Julie Scales**

## DUNEDIN FINE ART CENTER STAFF

**George Ann Bissett CFRE**  
Executive Director

**Dr. Irwin Entel**  
Financial Advisor

**Arthur Leasure**  
Operations Manager

**Ken Hannon**  
Associate Executive Director/  
Director of Communications

**Todd Still**  
Director of Youth Education

**Catherine Bergmann**  
Curator/Director of  
Adult Education

**Barbara Ferguson**  
Business/Office Manager

**Terri Castro**  
Accounts Manager

**Suz Priest**  
Associate Director of  
Adult Education

**Jennifer Lederhouse**  
Executive Assistant

**Angelea Carpenter**  
Gallery Shop/Weekend Manager

**Stephen Decaire**  
Facility Manager

**Ann Feldshue**  
Art Coordinator

**Dawn Scott**  
Assistant Development Director /  
Events Coordinator

## ADVISORY BOARD

**Bill Francisco /Deborah J. White**  
Co-Chairs

Toni Alexander

Elizabeth Brincklow

Chuck Dean

Kevin Donoghue

Molly Dupont Schaffer

Robert Entel, M.D.

Amanda Fisher

Aaron Fodiman

Maureen Freaney

Gail Gamble

Susan Rollins Gehring

Dr. H. William Heller

William "Bill" Isaly

Deborah Kynes

Susan Latvala

Felicia Leonard

Mitchell B. Lowenstein, M.D.

Michael Meidel

Jill Melkonian

Elizabeth Minor

Greg Murtagh

Sallie Parks

Fern Randelman

Pamela Randelman

Dr. Ken Reinhold

James "Jim" Rolston

Julie Scales

Stephen Sika

Mindy Solomon

James R. Stearns

Thomas Wagner

Lynn Wargo

Mark Weinkrantz



# contents

- 2 daily class calendar
- 4 daily workshop calendar
- 6 life arts
- 7 jewelry
- 9 glass & enamels
- 10 sculpture
- 11 mixed media
- 12 metal arts
- 13 drawing
- 14 painting
- 18 watermedia
- 21 clay
- 24 printmaking
- 25 photography
- 26 digital arts
- 26 fiber arts
- 29 children's classes
- 31 teen classes
- 33 faculty
- 35 registration form
- 36 registration policies
- 37 exhibition calendar



Please note your studio location–DFAC has three campuses:

1. Main Campus, 1143 Michigan Blvd, Dunedin
2. DFAC Cottage Campus, 1141 Broadway (US Alt 19), Dunedin
3. DFAC @ Stirling Commons, 730 Broadway, Dunedin

CLASS SCHEDULE DESIGN:

Daniel Mrgan

[www.daniel.mrgan.com](http://www.daniel.mrgan.com)

Yes, we are on our way to yet, a bigger, better version of the DFAC we already know and love! DFAC's auspicious new West Wing will feature four new studios, a brand new state-of-the-art Exhibition Space, an expanded Gallery Shop and Cafe' plus new administrative offices to house our small but mighty staff!

How do we make this happen?

It is by the support of an amazing community committed to a future that celebrates the arts in our daily lives. Our year-round classes and summer art academy are filled with individuals and families who know the joys and benefits of arts-centered living and learning. Every time you take a class, view an exhibit, buy original art from our galleries or shop or attend one of our legendary events—you are a co-creator of this dream.

We gratefully acknowledge the contributions of ALL whose participation, generosity, belief and vision are making this latest expansion happen. It is THANKS to each of YOU.



Great folks make great things happen! By their generous support, these clay artists/patrons made possible Master Artist, Jose' Maria Mariscal's workshop earlier this year. Left to right: Layne Schoonover, Thoraine Lloyd, Laura Muller, Ellen Cole, Wilson Page, Mitch Lowenstein, Clara Ann Yarian. Not pictured: Lee Anderson, Barbara Ott of Highwater Clay and Glenn Woods

# DAILY CALENDAR

Classes offered ALL sessions unless otherwise indicated. Register online for any DFAC class or workshop at [www.dfac.org](http://www.dfac.org)

## MONDAY

code	class
450	Possibilities in Pastel 9:00 am - 12:00 pm
551	Experimental Watermedia 9:00 am - 12:00 pm
678	Basic Digital Photography I 9:00 am - 12:00 pm
461	Dynamic Duo Spinning 9:00 am - 12:00 pm
912	Mondays at the Loom with Pam Pawl 10:00 am - 4:00 pm Spring Only
498	Painting People 1:00 pm - 4:00 pm
478	Acrylic Painting for All-Monday 1:00 pm - 4:00 pm
495	Painting the Florida Landscape - Inside & Out 1:00 pm - 4:00 pm
672	Digital & 35mm Photography for the Earnest Student 1:00 pm - 4:00 pm
629	Handbuilding with Jackie 1:00 pm - 4:00 pm Fall I Only
613	Handbuilding with Gail Wynne 1:00 pm - 4:00 pm Fall II Only
628	Wheel of Fortune 1:00 pm - 4:00 pm
553	Watercolor For Beginners 1:00 pm - 4:00 pm Fall II Only
837	Master the World of Art 4:00 pm - 5:00 pm
818	Drawing for Kids 4:30 pm - 5:30 pm
813	Colorful, Creative Art by Storytelling 5:30 pm - 6:30 pm
758	Get Down to Painting 5:30 pm - 7:00 pm
602	Working on the Wheel 6:00 pm - 9:00 pm Fall II Only

361	Experimenting With Collage 6:30 pm - 9:30 pm
405	Figure Drawing Open Studio 6:30 pm - 9:30 pm
630	Handbuilding with Jackie 6:30 pm - 9:30 pm Fall II Only

## TUESDAY

code	class
502	Printmaking 9:00 am - 12:00 pm
610	Throwing on the Wheel II 9:00 am - 12:00 pm Fall II Only
701	Photoshop for Photographers 9:00 am - 12:00 pm
404	Colored Pencil for Everyone 12:30 pm - 3:30 pm
217	Open Jewelry Studio 10:00 am - 3:00 pm
549	Dancing with YUPO & Rocking with TERRASKIN! 12:30 pm - 3:30 pm
374	Sea Shell Art 1:00 pm - 4:00 pm
456	Spinning 1:00 pm - 4:00 pm
718	Intermediate Adobe Photoshop Elements 9 1:00 pm - 4:00 pm
401	Basic Drawing 3:30 pm - 6:30 pm
802	Mixin' It Up with the Mini-Masters 4:00 pm - 5:00 pm
807	Children's Clay Sculpture 4:00 pm - 5:30 pm
803	Kids Make Comics 4:30 pm - 5:30 pm
820	Animals, Animals, Animals 4:30 pm - 5:30 pm
715	Beginning Adobe Photoshop Elements 9 5:30 pm - 8:30 pm

408	Drawing and Painting the Human Figure 6:00 pm - 9:00 pm
609	Creative Handbuilding with Alison 6:00 pm - 9:00 pm
623	Learning to Throw 6:00 pm - 9:00 pm
220	Metalworks 6:30 pm - 9:30 pm
616	Summer Fun in Handbuilding: Independent Studies 6:30 pm - 9:30 pm
907	Screen Printing 6:30 pm - 9:30 pm
907	Screen Printing 6:30 pm - 9:30 pm
372	Possibilities of Polymer Clay 1:00 pm - 4:00 pm
814	Colorful, Creative Art by Storytelling 4:00 pm - 5:00pm
201	Real Jewelry, REALLY! Beginning Silversmithing 4:00 pm - 7:00 pm
815	Family Clay Night- Wednesday 4:00 pm - 6:00 pm
822	CSI Dunedin: Creative Studio Investigations 4:00 pm - 5:00 pm
740	Teen Clay: Wheel & Handbuilding 4:30 pm - 6:00 pm
811	DFAC On Stage: Characters Welcome! 5:00 pm - 6:00 pm

## WEDNESDAY

code	class
360	Fine Art of Collage & Assemblage 9:00 am - 12:00 pm
470	The Realistic Portrait in Oils & Pastels 9:00 am - 12:00 pm
497	Oil Painting Basics & Beyond 9:00 am - 12:00 pm
598	An Acrylic Journey- Part One 9:00 am - 12:00 pm Fall II Only
202	Real Jewelry / Real Easy 1:00 pm - 4:00 pm
479	Painting the Portrait or Still Life 1:00 pm - 4:30 pm
492	Oil Painting for Everyone 1:00 pm - 4:00 pm
596	The Watercolor Experience 1:00 pm - 4:00 pm
611	Handbuilding with Merrill: Construction & Surface Design 1:00 pm - 4:00 pm Fall II Only
114	Creative Writing Workshop 6:00 pm - 9:00 pm
202	Real Jewelry / Real Easy 6:00 pm - 9:00 pm
409	Basic Drawing (Night) 6:30 pm - 9:30 pm
477	Art & Soul of Landscape Painting 6:30 pm - 9:30 pm
604	Clay FUN-damentals 6:30 pm - 9:30 pm
619	Wheel of Fortune 6:30 pm - 9:30 pm
915	Adventures with Color + Pattern on Fiber 6:30 pm - 9:30 pm
457	Painting the Figure in Oil Limited Palette 6:30 pm - 9:30 pm Fall I Only
462	Beginning Portrait Painting in Full Color 6:30 pm - 9:30 pm Fall II Only
915	Adventures with Color & Pattern on Fiber 6:30 pm - 9:30 pm
670	Digital & 35mm Photography for the Earnest Student 7:00 pm - 9:30 pm

**FALL I**

September 9 - October 20

**FALL WORKSHOPS**

October 21 - November 1

**FALL II**

November 4 - December 15

**THURSDAY**

code	class
366	Wood Turning 9:00 am - 12:00 pm
563	Watercolor Painting: Color 9:00 am - 12:00 pm Fall I Only
575	Watercolor Painting: Composition 9:00 am - 12:00 pm Fall II Only
626	Creative Handbuilding with Alison 9:00 am - 12:00 pm
454	Direct Painting for All Levels 9:00 am - 12:00 pm
206	Basic Wire Jewelry Techniques 10:00 am - 1:00 pm Fall I Only
205	Basic Wire II 10:00 am - 1:00 pm Fall II Only
595	Paint Your Heart Out! 1:00 pm - 4:00 pm
453	Independent Study 1:00 pm - 4:00 pm
446	Plein-air Painting: Waterscapes 1:00 pm - 4:00 pm
909	Creating Art Cloth 1:00 pm - 4:00 pm
211	Intermediate/ Advanced Wire Work 1:30 pm - 4:30 pm
704	Wheel 4:30 pm - 6:00 pm
817	Sketch, Paint & Brush 4:30 pm - 5:30 pm
754	Teen Drawing Class 5:00 pm - 6:30 pm
767	Teen Sketchbook / Journal Class 5:00 pm - 6:30 pm
560	Watercolor Flowers! 6:30 pm - 9:30 pm Fall I Only
204	Basic Wire Jewelry Techniques 6:30 pm - 9:30 pm Fall I Only

212	Basic Wire II 6:30 pm - 9:30 pm Fall II Only
583	Quick Watercolor Landscapes 6:30 pm - 9:30 pm Fall II Only
605	Clay FUN-damentals 6:30 pm - 9:30 pm
620	Handbuilding with Merrill: Construction & Surface Design 6:30 pm - 9:30 pm Fall II Only
905	Creating Art Cloth 6:30 pm - 9:30 pm
458	Open Painting Night 7:00 pm - 10:00 pm

**FRIDAY**

code	class
301	Carving in Stone AM 9:00 am - 12:00 pm
459	Open Painting Day 9:00 am - 12:00 pm
504	Intaglio - Etching 9:00 am - 12:00 pm
627	Creative Handbuilding with Alison 9:00 am - 12:00 pm
445	Open Painting Studio 9:00 am - 12:00 pm
208	Metalworks 11:00 am - 2:00 pm
302	Carving in Stone PM 1:00 pm - 4:00 pm
221	Metal-Smithing: An Independent Jewelry Study 1:30 pm - 4:30 pm
769	Teen Figure 5:30 pm - 7:00 pm
750	Teen Illustration 7:00 pm - 8:30 pm
762	Goth: The Drawing Class 7:00 pm - 8:30 pm

763	Henna Tattoos for Teens 7:00 pm - 8:30 pm
771	Teen Portfolio Class 7:00 pm - 8:30 pm
772	Teen Creative Painting Class 7:00 pm - 8:30 pm
724	Wheel 7:00 pm - 8:30 pm825 Family Clay Night-Friday 7:00 pm - 9:00 pm

**SATURDAY**

code	class
493	Oil Painting for Everyone 9:00 am - 12:00 pm
489	Full Color & the Still Life 9:00 am - 12:00 pm Fall I Only
832	Children's Clay Sculpture 10:00 am - 11:30 am
112	Iyengar Yoga for Everyone 10:00 am - 11:30 am
755	Introduction to Etching 10:30 am - 12:00 pm
812	Family Adventures in Nature 10:30 am - 12:00 pm
410	Plein Air Drawing 12:30 pm - 3:00 pm

**SUNDAY**

code	class
836	Family Art Adventures

**SKILL LEVEL GUIDE**


level	experience
1	Beginner with no prior experience
2	Minimal experience
3	Intermediate student, possesses basic skills in the medium
4	Advanced student, solid skills based on prior instruction/practice
5	Professional artist

# WORKSHOP CALENDAR

Classes offered ALL sessions unless otherwise indicated. Register online for any DFAC class or workshop at [www.dfac.org](http://www.dfac.org)



692W iPhoneography with Boxfotos Airstream



326W/327W Beginning Welding & Metalworking

code	class
282W	Introduction to Glass Fusion August 7
327W	Beginning Welding and Metalworking August 7 - August 29
325W	Decorative Ironworking (Blacksmithing) August 10 & August 17
328W	Bladesmithing August 10 & August 17
326W	Beginning Welding and Metalworking August 10 - August 31
330W	Beginning Tinsmithing (Mondays) August 12, 19, 26 & Sept 2
271W	Kilnformed Glass August 14
331W	Beginning Tinsmithing (Thursdays) August 15, 22, 29 & Sept 5
449W	Pastels: Pure & Simple Fun August 17
273W	Dichroic Glass Jewelry August 21
327W	Beginning Welding & Metalworking August 21 - September 11
325W	Decorative Ironworking (Blacksmithing) August 24 & August 31
328W	Bladesmithing August 24 & August 31
326W	Beginning Welding & Metalworking August 24 - September 14
282W	Introduction to Glass Fusion September 4
328W	Bladesmithing September 7 & 14
325W	Decorative Ironworking (Blacksmithing) September 7 & 14
279W	Intro/Intermediate Glass Enamel Beadmaking September 9
271W	Kilnformed Glass September 11
330W	Beginning Tinsmithing (Mondays) September 16, 23, 30 & Oct 7
273W	Dichroic Glass Jewelry September 18
331W	Beginning Tinsmithing (Thursdays) September 19, 26 & Oct 3, 10

597W	One Day Watercolor Workshop September 21	646W	Trivets & Tiles October 19	327W	Beginning Welding & Metalworking November 13 – December 4
900W	Collaborating with Nature September 21	939W	Eco Printing & Dyeing with Florida Plants October 19	900W	Collaborating with Nature November 16
927W	Introduction to Traditional Batik September 21	256W	Bezel Set Hinged Bangle With Steve Pawloski October 19 & 20	597W	One Day Watercolor Workshop November 16
255W	Bezel Setting Odd Shaped Stones September 21 & 22	279W	Intro/Intermediate Glass Enamel Beadmaking October 20	257W	Anticlastic Cuff Bracelet November 16 & 17
449W	Pastels: Pure & Simple Fun September 28	693W	Pinhole Photography with Boxfotos Airstream October 20	692W	iPhoneography with Boxfotos Airstream November 17
935W	Shibori & Silk Painting September 28	690W	Black & White Printing October 23	273W	Dichroic Glass Jewelry November 20
253W	Beyond Basic Soldering September 28 & 29	955W	Painted Warps for Weaving October 25 & 26	927W	Introduction to Traditional Batik November 16
325W	Decorative Ironworking (Blacksmithing) September 28 & October 5	956W	Painted Skeins for Knitting & Weaving October 26	943W	3D Felted Art Handbag November 23
328W	Bladesmithing September 28 & October 5	449W	Pastels: Pure & Simple Fun October 26	939W	Eco Printing & Dyeing with Florida Plants November 23
326W	Beginning Welding & Metalworking September 28 – October 19	765W	Pinhole Photography Workshop for Teens October 26	449W	Pastels: Pure & Simple Fun November 23
282W	Introduction to Glass Fusion October 2	379W	Art of Mosaic October 26 & 27	254W	Wearable Concrete Workshop November 22 & 23
271W	Kilnformed Glass October 9	375W	Image Transfer to Polymer Clay October 28	328W	Bladesmithing November 23 & December 7
954W	Exploring Screen Printing October 12	282W	Introduction to Glass Fusion November 6	325W	Decorative Ironworking (Blacksmithing)November 23 & December 7
932W	An Innovative Approach to Appalachian Basketry October 12	935W	Shibori & Silk Painting November 9	271W	Kilnformed Glass December 4
447W	Daily Painters Workshop October 12 & 13	941W	Learn to Make Felt November 9	442W	Mixing Media with Colored Pencil & Pastel December 7 & 8
328W	Bladesmithing October 12 & 19	252W	Twist of Fate November 9 & 10	627W	Sculpting in Clay December 7 & 8
325W	Decorative Ironworking (Blacksmithing) October 12 & 19	326W	Beginning Welding & Metalworking November 9 – December 7	653W	Dishes & Sushi Plates December 7 & 14
330W	Beginning Tinsmithing (Mondays) October 14, 21, 28 & Nov 4	328W	Bladesmithing November 9 & 16	273W	Dichroic Glass Jewelry December 11
273W	Dichroic Glass Jewelry October 16	325W	Decorative Ironworking (Blacksmithing) November 9 & 16	954W	Exploring Screen Printing December 14
327W	Beginning Welding & Metalworking October 16 – November 6	647W	Shadowboxes, Frames, Mirrors + More November 9 & 16	449W	Pastels: Pure & Simple Fun December 14
331W	Beginning Tinsmithing (Thursdays) October 17, 24, 31 & Nov 7	279W	Intro/Intermediate Glass Enamel Beadmaking November 11	597W	One Day Watercolor Workshop December 14
121W	Making Art Your Business October 19	271W	Kilnformed Glass November 13	279W	Intro/Intermediate Glass Enamel Beadmaking December 15
597W	One Day Watercolor Workshop October 19				



## 114 Creative Writing Workshop

With Charrie Hazard Moscardini  
 Wednesday, 6:00 pm - 9:00 pm  
 Tuition: \$128.00 M / \$158.00 NM  
 Studio TBA  
 All Levels

Unleash your creativity and tell your stories through the art of the written word. Creative writing is an age-old art that, like playing the guitar, can provide meaningful and rewarding results at every level from beginner to seasoned professional. Whether your writing interests lean toward self-exploration and discovery or toward developing a deeper understanding and empathy for the human condition, this class will help you move forward on your journey. Operating in a workshop format, the class will divide its time between four general activities: discussion of key elements of good writing and storytelling; exercises that foil writer's block, spark creativity and generate ideas; writing; and peer critique sessions guided by the instructor. Students interested in any form of creative writing, from fiction to poetry to creative nonfiction and memoir, will expand their powers of observation and imagination, develop and hone their writing skills, and add focus and depth to their work in a supportive, nurturing atmosphere.

*Charrie Hazard Moscardini has been a professional writer for more than thirty years. Her novel, Falling into the Sun (2009) was a 2011 Gold Recipient of the Mom's Choice Awards and a 2010 finalist in Forward Review's Book of the Year Awards. Her award-winning creative nonfiction has been published in numerous literary journals, including Sunscripts, Snowy Egret, The Pen Woman, and Wordsmith. Charrie is a former program director for Life Long Writers, the membership arm of The Florida Center for Writers at the University of South Florida (USF), and has taught writing and literature at USF, St. Petersburg College, and Eckerd College. For the last four years, she has taught Freshman Writing, Introduction to Creative Writing, and Fiction Writing at the University of Tampa. She began her writing career as a journalist and worked as an investigative reporter then an editorial board member and columnist for the St. Petersburg Times. For more information about Charrie, visit her website @ [www.CharrieHazard.com](http://www.CharrieHazard.com).*

## 112 Iyengar Yoga for Everyone

With Tricia Amheiser  
 Saturday, 10:00 am - 11:30 am  
 Studio B2  
 \$48 for 6 classes / \$12 drop-in\*  
 All Levels

Yoga is the Art of 'inner' space! Classes are run for beginners and improvers, but all skill levels are welcome. If you are a complete beginner, have no fear, Iyengar yoga is the world's most widely practiced form of yoga. It is accessible to many, regardless of physical ability, using a methodical, progressive approach, with an emphasis on safety for the student. Iyengar Yoga is ideal for everyone from serious sports enthusiasts who want to increase their stamina, or regain strength after injury—to the everyday person, broadening their physical fitness or otherwise seeking to improve their life.  
 \*Class fees paid to instructor.



## WORKSHOP

### 121W Making Art Your Business

With Cynthia Holmes  
 Saturday, October 19  
 10:00 am - 4:00 pm  
 Tuition: \$70.00 M / \$100.00 NM  
 Studio TBA  
 All Levels

This 1-day marketing workshop is for artists that want to sell their work. The workshop will save years of trial and error on the business end of success. The workshop includes discussion, stories, examples, websites, questions and answers. By the end of the day the students will be demystified, have a clearer view of the many options as well as how to find a direction in marketing. Topics include discussion and guidelines for; An Artist Business Plan; Artist Statement; Galleries; Promotion/Advertising; Public Art Overview; Networking; Paperwork; Exhibitions; Arts & Crafts Shows; Pricing Work, Fund Raising Resources, Internet Marketing and Websites. Participants will receive a booklet of resources and course summary for future reference.

Cynthia Holmes has a BFA from Texas A&M, Corpus Christi. She is an art rep, teacher and a painter. She recently attended the Creative-Capital workshop sponsored by the State of Florida, Division of Cultural Affairs and will also bring information from their workshop.



252W Twist of Fate workshop with Stacy Perry, November 9 & 10.





## 217 Open Jewelry Studio

With Monitor  
Tuesday, 10:00 am - 3:00 pm  
Tuition: \$60.00 M / \$90.00 NM  
Studio 2 @ Stirling Commons  
All Levels

Enjoy the use of DFAC's newly updated jewelry studio with endless thanks to our creative partners, the West Coast Florida Society of Goldsmiths. This open studio allows both currently enrolled DFAC jewelry students + WCFSG members time to continue their jewelry-making pursuits outside of the designated class time. Open Jewelry Studio registration entitles you to an additional 18 hours of studio time per 6-week session. A monitor is present to oversee the proper use of studio equipment only. Tuition includes a \$10 lab fee designated to a common studio fund.

## 220 Metalworks

With Stacy Perry  
Tuesday, 6:30 pm - 9:30 pm  
Tuition: \$128.00 M / \$158.00 NM  
Studio 2 @ Stirling Commons  
Materials list & lab fee \$15.00  
Level 1 - 3

Learn the basics of metal jewelry fabrication. In this 6-week class you'll be introduced to the fundamental skills of metalworking while learning how to solder and use the flex shaft, rolling mill, torch and other common bench tools. You'll enjoy making fun and unique jewelry projects in copper, bronze and Sterling silver while learning the proper techniques necessary to help you build a strong foundation in the metal jewelry arts. Come explore your creative potential! Here are some of the skills and techniques you'll learn: Soldering, Stone setting, Piercing, Forging and Hammering, Heat and other metal texturing methods, Sawing, Filing, Riveting, Patinas, Polishing and Finishing. This is a limited entry class, so sign up early to ensure your spot! After registering, a list of what to bring the first day will be sent to you! \*Materials fee \$60.00 paid to Instructor



256W Bezel Set Hinged Bangle with Steve Pawloski

## 201 Real Jewelry, REALLY! Beginning Silversmithing

With Susan Maxon  
Wednesday, 4:00 pm - 7:00 pm  
Tuition: \$128.00 M / \$158.00 NM  
Studio 2 @ Stirling Commons  
Materials list & fee \$15.00  
Levels 1 - 2

Structured for the beginner who has no previous jewelry instruction at all. Students will learn necessary skills in class to create beautiful sterling silver jewelry with semi-precious stones using the torch and basic tools. No experience is expected or required. Individual attention allows students to progress at their own pace through a series of 3 projects that are designed to build skills in a logical order. Metals and stones are available for purchase from the instructor at an extra cost.

## Real Jewelry / Real Easy

With Susan Maxon  
202 Wed, 1:00 pm - 4:00 pm  
216 Wed, 6:00 pm - 9:00 pm  
Tuition: \$128.00 M / \$158.00 NM  
Studio 2 @ Stirling Commons  
Materials list & fee \$15.00  
All Levels

Structured for all levels of experience from beginner to advanced. Beginning students will learn necessary skills in class to create beautiful sterling silver jewelry with semiprecious stones using the torch and basic tools. No experience is expected or required. Experienced students will be introduced to more complex construction and basic casting methods and to a variety

of metals. Advanced students will explore their limits based on their own curiosity and sense of adventure. Individual attention allows students to progress at their own pace through a series of projects that are designed to build skills in a logical order. A specific syllabus is provided for each level. Metals and stones are available for purchase from the instructor at an extra cost.

## Basic Wire Jewelry Techniques I

With Stacy Perry  
206 Thu, 10:00 am - 1:00 pm  
204 Thu, 6:30 pm - 9:30 pm  
Tuition: \$128.00 M / \$158.00 NM  
Studio 2 @ Stirling Commons  
Materials list & fee \$5.00  
Level 1 / Fall I

In this fun 6-week class, you will learn the basic skills needed to design and create your own beautiful wire art jewelry. You will become familiar with the "tools of the trade" and their proper uses. Not to be confused with traditional wirewrapping, this class teaches a style of wire jewelry that incorporates forging, texturing and different wire manipulating skills. You'll also learn about patinas and finishing techniques, all while creating a variety of jewelry components and unique wire bracelets and earrings. With the wire jewelry techniques that you'll learn here, you'll be well on your way to making wire art jewelry like a pro! Please check my website for a complete materials list for this class @ www.hodgepodgerie.com \$35 Material Fee to be paid to instructor at time of class.

ALL Jewelry classes are conducted at Studio 2 @ Stirling Commons, 730 Broadway in downtown Dunedin. (\*see map on our website @ www.dfac.org)

## Basic Wire II

With Stacy Perry  
205 Thu, 10:00 am - 1:00 pm  
212 Thu, 06:30 pm - 09:30 pm  
Tuition: \$128.00 M / \$158.00 NM  
Studio 2 @ Stirling Commons  
Materials list & fee \$5.00  
Levels 1 - 4 / Fall II

Do you want to create beautiful and unique jewelry using wire and beads? If so, then this is the place to be! In Basic Wire I you learned the fundamentals... now it's time to build on those basic skills. In this 6-week class you will learn many of the finer details that will make your jewelry stand out from the ordinary. Learn more advanced links, clasps, wire wrapping techniques and finishes, and take your wire jewelry art to the next level! A \$30 material fee will be paid to the instructor at the start of class.

## 211 Intermediate/Advanced Wire Work

With Stacy Perry  
Thursday, 1:30 pm - 4:30 pm  
Tuition: \$128.00 M / \$158.00 NM  
Studio 2 @ Stirling Commons  
Lab Fee \$5.00  
Materials List  
All Levels

In this 6 week class, you'll really learn to hone those wire working skills! Similar in structure to the Basic Wire class, each week will offer many new techniques and projects to tickle your imagination and polish up your skills. Etching, woven wire bezels, earrings, clasps and finishing are just a few of the things you will be able to add to your wire jewelry arsenal. Basic wire working skills a must! Please check my website for a complete materials list for this class @ www.hodgepodgerie.com \$50 Material Fee to be paid to instructor at time of class.



**208 Metalworks**

With Stacy Perry  
Friday, 10:00 am - 1:00 pm  
Tuition: \$128.00 M / \$158.00 NM  
Studio 2 @ Stirling Commons  
Lab Fee \$15.00  
Levels 1 - 3 / Fall I

Learn the basics of metal jewelry fabrication. In this 6-week class you'll be introduced to the fundamental skills of metalworking while learning how to solder and use the flex shaft, rolling mill, torch and other common bench tools. You'll enjoy making fun and unique jewelry projects in copper, bronze and Sterling silver while learning the proper techniques necessary to help you build a strong foundation in the metal jewelry arts. Come explore your creative potential! Here are some of the skills and techniques you'll learn: Soldering, Stone setting, Piercing, Forging and hammering, Heat and other metal texturing methods, Sawing, Filing, Riveting, Patinas, Polishing and Finishing. This is a limited entry class, so sign up early to ensure your spot! After registering, a list of what to bring the first day will be sent to you! \*Material fee \$60.00 paid to Instructor.

**221 Metal-Smithing: An Independent Jewelry Study**

With Stacy Perry  
Friday, 1:30 pm - 4:30 pm  
Tuition: \$128.00 M / \$158.00 NM  
Studio 2 @ Stirling Commons  
Lab Fee \$15.00  
All Levels

This is a guided independent studies class for the intermediate to more advanced metal smith student. Bring in your jewelry projects or start something new! We'll troubleshoot both design and technique challenges. Guided projects are available for those who are not quite ready to provide their own. Students are responsible for their own materials. A \$10 materials fee, payable to the instructor, helps to defray the cost of miscellaneous supplies. Instructor can provide materials for guided projects and the costs will vary depending upon materials used. A supply list will be provided if you wish to bring your own supplies. Hone your skills or learn something new in a fun, supportive and creative atmosphere.

**255W Bezel Setting Odd Shaped Stones**

With Steve Pawloski  
September 21 & 22  
10:00 am - 4:00 pm  
Tuition: \$195 M / \$225 NM  
Studio 2 @ Stirling Commons  
Materials list / Levels 2 - 5

Learn to construct a bezel for that really unusual stone you have been wishing to use. In this workshop, we will focus on simplifying the complex shaped bezels needed to capture things like found objects, shells, rocks or sea glass. This is a great way to add variety to your jewelry and make it more visually appealing.

**253W Beyond Basic Soldering**

With Stacy Perry  
September 28 & 29  
Sat, 10:00 am - 5:00 pm  
Sun, 11:00am - 4:00 pm  
Tuition: \$180M / \$210 NM  
Studio 2 @ Stirling Commons  
Levels 2 - 4

If you've been wanting to improve your soldering skills, this 2-day workshop is for you. Understanding soldering requires lots of practice. How do you know what solder to use? Where do you place the flame? What size tip do you use? When is hot, hot enough? Are you getting solder blobs on your work? Do you find solder pallions in the pickle pot? Does your solder not flow? Are you reticulating metal when you didn't mean to? Do your solder pallions blow off, move or disappear while you're attempting to solder them? While you may sometimes feel that solder exists just to make your life more miserable, there are answers and solutions. We'll go over different soldering techniques and when to use them. You'll learn when and how to use heat sinks, how to draw solder and keep the solder where you



255W Bezel Setting Odd Shaped Stones with Steve Pawloski

put it. The focus of this workshop is technique and improving your confidence with the torch. Learn to trouble shoot common soldering issues in a relaxed and supportive environment. \* Materials fee \$40.00 paid to instructor. Limited to 8 students.

**256W Bezel Set Hinged Bangle**

With Steve Pawloski  
October 19 & 20  
10:00 am - 4:00 pm  
Tuition: \$195 M / \$225 NM  
Studio 2 @ Stirling Commons  
Materials list / Levels 2 - 5

In this workshop we will create a silver bangle with a hinged bezel set stone and tension clasp. These are one of my favorites! A functional piece that looks and feels great. We will incorporate bezel setting, forging/texturing and forming techniques. A great way to brush up on many different skill sets.

**252W Twist of Fate**

With Stacy Perry  
November 9 & 10  
Sat 10:00 am - 4:00 pm  
Tuition: \$118M / \$148 NM  
Studio 2 @ Stirling Commons  
Materials fee \$20.00\*  
Levels 1 - 3

Here's an exciting coil link bracelet featuring a brand new wire knot style. Twist, turn and coil your way to what's sure to become a classic and one of your all-time favorites! Learn to make perfect jump rings and forge your own toggle clasp then use a patina to "age" your bracelet. \*\$20 materials fee covers creating the bracelet in

**ALL NEW WORKSHOPS!**

Copper. Sterling silver will be available at Market Price. Instructor will provide details prior to the workshop.

**257W Anticlastic Cuff Bracelet**

With Steve Pawloski  
November 16 & 17  
10:00 am - 4:00 pm  
Tuition: \$195 M / \$225 NM  
Studio 2 @ Stirling Commons  
Materials list / Levels 2 - 5

Through a series of hammer blows, students will transform a flat sheet of metal into a wonderful wearable art piece. In this hammer intensive workshop we will explore all the various concepts of Anticlastic raising. We will make a number of different sculptural elements, as well as a finished cuff bracelet. With time permitting, I am more than happy to help with surface embellishments on your cuff as well.

**254W Wearable Concrete Workshop**

With Tom McCarthy  
November 22 & 23  
10:00 am - 4:00 pm  
Tuition: \$195 M / \$225 NM  
Studio 2 @ Stirling Commons  
Levels 2 - 5

Concrete is a ubiquitous material that is usually associated with large scale objects. This class will investigate several methods of incorporating this material into small scale wearable



objects. We will use traditional metalsmithing techniques to create forms to pour a commercially available concrete mix into. We will also make a simple mold. This material is rich with esthetic possibilities including texturing and embedding and we will discuss jewelry scale terrazzo. Basic metalworking skills required. Minimum 5 / Maximum 12 students.

## 258W Tube setting & Flush setting Faceted Stones

With Steve Pawloski  
December 7 & 8  
10:00 am - 4:00 pm  
Tuition: \$195 M / \$225 NM  
Studio 2 @ Stirling Commons  
Materials list / Levels 2 - 5

In this workshop, you learn to set round faceted stones in tube and flush mounts. These are the tricks that professional jewelers use to set stones quickly. This is one of the easiest and most popular ways to embellish a surface with faceted stones.



254W Wearable Concrete Workshop with Tom McCarthy

## WORKSHOPS

### 279W Intro/ Intermediate Glass Enamel Beadmaking

With Joseph Spencer  
September 9, October 20, November 11 OR December 15\*  
10:00 am - 3:00 pm  
Tuition: \$128.00 M / \$158.00 NM  
Instructor's Studio  
Levels 1 - 3

Join enamellist Joseph Spencer in this 5-hour workshop designed to introduce you to the fine art of glass enamel beadmaking. Students can expect to make 50 beads during this session. All tools and materials are supplied. Participants are only expected to bring a brown bag lunch, an open mind and a pair of eager hands! Maximum 8 students. Intermediate students are welcome and will receive separate instruction expanding upon those skills already acquired. \*Students may study with Joe on the above dates or by appointment. Contact instructor to arrange alternate dates. \$75 Materials fee paid to instructor.

### 273W Dichroic Glass Jewelry

With Steven Schramek  
September 18, October 16, November 20 OR December 11  
Wednesday, 6:00 pm - 9:00 pm  
Tuition: \$128.00 M / \$158.00 NM  
Instructor's Studio  
Level 1 - 3 / Fall I

Learn how to make beautiful fused glass cabochons that can then be turned into wearable works of art. You will learn the basics of cutting, layering and designing, using metal infusions and dichroic glass. Workshop will also include an in-depth discussion on the do's and don'ts of glass fusion and the how-

to's of firing in a glass kiln. No prior glass experience necessary. Held at instructor's studio--call 727.898.5335 for directions. \$50 Materials fee paid to instructor.

### 271W Kilnformed Glass

With Steven Schramek  
September 11, October 9, November 13 OR December 4  
Wednesday, 6:00 pm - 9:00 pm  
Tuition: \$128.00 M / \$158.00 NM  
Instructor's Studio  
Level 1 - 3

Let's take it to another dimension! Learn all aspects of fusing and kiln-forming art glass—including: cutting techniques, layering and assembly, mold preparation and the do's and don'ts of kilnforming. Students will create a fused and kilnformed glass napkin holder using layers of colored glass, powders, frits, confetti and stringers as design elements. At the end of the workshop pieces will be ready to be fired and formed in the kiln. No prior glass experience required. Held at instructor's studio--call 727.898.5335 for directions. Materials fee \$50 paid to instructor.

### 282W Introduction to Glass Fusion

With Steven Schramek  
September 4, October 2 OR November 6  
Wednesday, 6:00 pm - 9:00 pm  
Tuition: \$128.00 M / \$158.00 NM  
Instructor's Studio  
Levels 1 - 3

This three-hour workshop begins with a discussion on the do's and don'ts of glass fusion—including the many types of fusible glass, glass kilns, firing schedules, etc. Then students will design and create an eight-inch glass disk using several layers of opalescent and transparent glasses, frits, powders, confetti and stringers as final design elements. By the

end of the workshop, pieces will be ready to be fired in the kiln and finished work can be picked up in about a week. All tools and materials provided! No prior glass experience necessary. Held at instructor's studio--call 727.898.5335 for directions. \$50 Materials fee paid to instructor.

### 390W Intro to Stained Glass In Copper Foil

With Dee Rodriques  
Day & time per individual  
9:00 am - 12:30 pm  
Institute of Creative Arts  
Tuition: \$228.00 M / \$258.00 NM  
All Levels

You can do it! Come and create an artwork in stained glass. You will learn to cut, foil and solder. You will also learn to repair and or change your finished piece. \*All supplies and tools provided. Attend classes on Monday or Tuesday from 10am - 12:30 pm. This class is held once a week for 5 weeks. Schedule with Dee the times of your choosing--evening or special hours available by arrangement. For details, call Dee @ 727.215.8013.\* Classes conducted at the Institute of Creative Arts located at 968 Douglas Ave, Dunedin. Dee Rodriques is artist and owner of DeeLoreArt. Dee's original stained glass works incorporate a variety of media including stone, metal and other natural elements.



273W Dichroic Glass Jewelry with Steven Schramek



DFAC's Stonecarving classes are conducted at our Cottage Campus in Weaver Park @ 1141 Broadway (US Alt 19) in Dunedin. Visit our website [www.dfac.org](http://www.dfac.org) for directions.

**301 Carving in Stone AM**


With C Fulton  
 Friday, 9:00 am - 12:00 pm  
 Tuition: \$128.00 M / \$158.00 NM  
 Materials List  
 All Levels

Fundamentals are taught using everyday tools. You need only be willing to bring your ideas to life! Please bring drawn ideas, clay maquette or photos ideas of what you intend to sculpt. \*Hammer, chisels, files and stones may be purchased separately from instructor on first day of class. New students should sign up two weeks before start of class so that supplies will be ready for first class. \*Fall II class session will begin October 25 and end November 22. An additional makeup class for the sixth class can be arranged via instructor.

**302 Carving in Stone PM**

With C Fulton  
 Friday, 1:00 pm - 4:00 pm  
 Tuition: \$128.00 M / \$158.00 NM  
 Materials List  
 All Levels

Fundamentals are taught using everyday tools. You need only be willing to bring your ideas to life! Please bring drawn ideas, clay maquette or photos ideas of what you intend to sculpt. \*Hammer, chisels, files and stones may be purchased separately from instructor on first day of class. New students should sign up two weeks before start of class to have supplies ready for first class.



*Bucephalus the War Horse*  
 by Thomas Anderson



Consider the possibilities of Polymer Clay with Karen Woods.

### 361 Experimenting With Collage

With Ya La'ford  
Monday, 6:30 pm - 9:30 pm  
Tuition: \$128 M / \$158 NM  
Studio A / Materials list  
All Levels

Although collage as a medium quickly grabs your attention, it takes concentration and time to really see a work. Collage is the original technique of "recycling" existing materials to make art. Through fragmenting, combining, and re-contextualizing diverse elements, you will create wonderful new objects. In this course, you will learn the techniques of collage through close study of major works by leading artists, represented in area museums. Detailed demonstrations will introduce you to making your own works of collages, inspired by the methods and techniques of such exemplars as Pablo Picasso, Joseph Cornell, Hannah Höch, Robert Rauschenberg, Mark Bradford, among others, who pushed the boundaries of representation and materials. Broaden your skills, strengthen your art perspective, and collage as the masters did! Gain a new perspective on the major artists of the 20th-century and create life-lasting treasures.

### 360 Fine Art of Collage & Assemblage

With Toni Roeder Hutfilz  
Wednesday, 1:00 pm - 4:00 pm  
Tuition: \$128.00 M / \$158.00 NM  
Studio B2  
Materials list  
All Levels

Create 2-D and 3-D works from unfinished paintings, found objects and your own secret treasures. Unlimited material usage and archival integrity will be our focus. Start your creative process by collecting!

### 366 Wood Turning

With Tony Marsh  
Thursday, 9:00 am - 12:00 pm  
Tuition: \$128.00 M / \$158.00 NM  
Levels 1 - 3

This class is designed for the beginner through intermediate woodturner. Each student will do projects based upon their ability and prior experience. Beginners will have the opportunity to turn pens, candlesticks or wine bottle stoppers while the intermediates will turn bowls, lidded boxes, etc. Safety in using the lathe and gouges will be stressed. \*Material fee varies per project, paid to instructor.

*Tony Marsh is a retired ASID professional interior designer. He has been working with wood for most of his life and woodturning for a number of years. He is an award-winning artist whose works can be found in various galleries and DFAC's Gallery Shop.*

### 372 Possibilities of Polymer Clay

With Karen Woods  
Wednesday, 1:00 pm - 4:00 pm  
Tuition: \$128.00 M / \$158.00 NM  
Studio TBA  
Materials list  
All Levels / Fall II

This introduction to the possibilities of polymer clay as an art medium begins with building techniques in ombre shading, canework, mica shift manipulations and mokume gane color layering. These techniques will let students achieve spectacular results in just a short time. They also lay a foundation for more complex ways of working with polymer clay in future workshop opportunities. The \$35 material fee is paid directly to the instructor. Karen Woods is a weaver, dyer, quilter, photographer, beader, papermaker, basketmaker and a serious student of the possibilities of polymer clay. In her words "Each craft influences the ones to come. My designs in clay reflect in large part weaving and quilting techniques." Karen is a member of numerous guilds including: the Handweavers Guild of America, Florida Tropical Weavers Guild, Tampa Bay Basketmakers Guild, Florida Craftsmen, Inc., National Polymer Clay and Tampa Bay Polymer Art Guilds. For more about her see: <http://karenwoods.home.mindspring.com>

### 374 Sea Shell Art

With Caryl Renz  
Tuesday, 1:00 pm - 4:00 pm  
Tuition: \$128.00 M / \$158.00 NM  
Studio TBA  
All Levels

This class is an introduction to the favorite pastime of shell collecting & crafting during the Victorian period, which produced the beautiful octagonal shadowboxes filled with shell mosaics known as 'Sailors Valentines'. Students will learn how to creatively incorporate shells into personal art projects, such as: jewelry designs, paperweights, pocketwatch treasures or shadow box mosaics in hopes of inspiring a contemporary revival in this artform. If one loves detailed, focused work that requires patience—they will find this media truly relaxing and gratifying. Instructor will furnish a starter kit with tools, shells, glue, etc. for a \$25 fee paid to instructor. Contact instructor with questions regarding specific projects @ [bobandcaryl@tampabay.rr.com](mailto:bobandcaryl@tampabay.rr.com)



374 Sea Shell Art with Caryl Renz



366 Wood Turning with Tony Marsh at DFAC's Cottage Campus

WORKSHOPS

**379W Art of Mosaic**

With Danielle Slaughenhoupt  
 October 26 & 27  
 10:00 am - 4:00 pm  
 Tuition: \$145.00 M / \$175.00 NM  
 Studio TBA  
 Materials list & fee \$30.00  
 All Levels

In this two day workshop , learn modern applications of an ancient art form and create beautiful and functional pieces. Participants will learn mosaic design, layout and tile cutting techniques and grouting. History, tools, adhesives and grout will be discussed and participants will complete a small project of their choice in the shape of a trivet to take home. All materials and tools will be provided. No previous experience required. Come and enjoy. Please bring your lunch.

**375W Image Transfer to Polymer Clay**

With Karen Woods  
 Monday, October 28  
 10:00 am - 3:00 pm  
 Tuition: \$128.00 M / \$158.00 NM  
 Studio TBA  
 Materials list  
 All Levels

Imagery can be a dramatic addition to your polymer clay jewelry, vessels, or other creations. This one day workshop will explore multiple ways of successfully transferring images from computer to the surface of polymer clay, including black/white and color. Beginners welcome. \*\$12.00 Materials fee paid to instructor

**442W Mixing Media with Colored Pencil & Pastel**

With Melissa Miller Nece  
 December 7 & 8  
 9:00 am - 3:00 pm  
 Tuition: \$160.00 M / \$190.00 NM  
 Studio TBA / Materials list  
 All Levels

Learn a fast and easy illustrator's technique, adapted to new products: colored pencil and/or pastels over an oil underpainting over a textured ground over a graphite outline drawing on illustration board! Take advantage of the best qualities of each medium. Bring your own colored pencils and/or pastels (we'll share what you don't have in class) and a couple of brushes. All the special products—illustration board, clear gesso, oil paint, odorless mineral spirits, cotton swabs will be provided.



WORKSHOPS

### Beginning Welding & Metalworking

With Dominice Gilbert  
Choose a date range:  
327W Wed, 6:00 pm - 9:00 pm  
August 21 - September 11 OR  
October 16 - November 6 OR  
October 30 - November 20  
326W Sat, 1:00 pm - 4:00 pm  
August 24 - September 14 OR  
September 28 - October 19  
OR  
November 9 - November 30  
Tuition: \$246 M / \$276 NM  
Institute of Creative Arts  
Materials list & fee \$20.00  
All Levels

The focus of this 12-hour, 4-meeting (3 hours per meeting), workshop is for students to learn basic metalworking skills including MIG and Oxy Acetylene welding. Demonstrations include how to cut metal using a cold saw, plasma cutter and shear and the use of various bending techniques including slip roller, brake and torch bending. Students will learn "hands on" as they work on individual projects they have designed using simple techniques discussed on the first day of class. Materials will be included. Students should come with safely glasses, leather gloves, long pants, cotton shirts and closed toe shoes. \*Classes conducted at the Institute of Creative Arts at 968 Douglas Ave, Dunedin. All tools and materials included. Students must be 16 years of age or older.

### 328W Bladesmithing

With Ken Straight  
Saturday, 9:00 am - 4:00 pm  
September 7 & 14 OR  
September 28 & October 5 OR  
October 12 & 19 OR  
November 9 & 16 OR  
November 23 & December 7  
Tuition: \$246.00 M / \$276.00 NM  
Institute for Creative Arts  
Materials fee \$20.00  
All Levels

In this 12-hour, 2-meeting (6 hours per meeting) workshop, students will learn how to start and maintain a forge fire and how to heat treat metal to create a knife by anvil and hammer. \*Class is conducted at the Institute for Creative Arts, located at 968 Douglas Ave, Dunedin. All tools and materials included. Students must be 16 years of age or older.

### 325W Decorative Ironworking (Blacksmithing)

With Jason (J.R.) Lodico  
Saturday, 9:00 am - 4:00 pm  
September 7 & 14 OR  
September 28 & October 5 OR  
October 12 & 19 OR  
November 9 & 16 OR  
November 23 & December 7  
Tuition: \$246.00 M / \$276.00 NM  
Institute for Creative Arts  
Materials fee \$20.00  
All Levels

The focus of this 12-hour, 2-meeting (6 hours per meeting), workshop is for students to learn basic blacksmithing techniques using mild steel. Students will learn to use a hammer, anvil, and forge to create a point, taper, scroll, twist, and shoulder. Refining these skills will allow the students to create decorative metal work of various types. \*Institute of Creative Arts is located @ 968 Douglas Ave, Dunedin. All tools and materials included. Students must be 16 years of age or older.

### Beginning Tinsmithing

With Donal Laughrey  
330W Mon, 6:00 pm - 9:00 pm  
August 12, 19, 26 & Sept 2 OR  
September 16, 23, 30 & Oct 7 OR  
October 14, 21, 28 & Nov 4  
331W Thu, 6:00 pm - 9:00 pm  
August 15, 22, 29 & Sept 5 OR  
September 19, 26 & Oct 3, 10 OR  
October 17, 24, 31 & Nov 7

The focus of this 12 hour, 4-session course is to learn basic tinsmithing using hand tools and machines of the 18th and early 19th century. Students will learn the 3 basic shapes and how to layout each. The shapes will be constructed using the hand tools. We will layout, cut, bend, rivet and solder. These skills can be expanded upon and combined into fabricating small works practical metal cups, tea pots, candle holders and useful items. \*Class is conducted at the Institute for Creative Arts, 968 Douglas Avenue near downtown Dunedin.



328W Bladesmithing with Ken Straight



DFAC's downtown partners –  
Institute for Creative Arts @  
968 Douglas Ave., Dunedin



## WORKSHOP

## 442W Mixing Media with Colored Pencil & Pastel

With Melissa Miller Nece  
December 7 & 8  
9:00 am - 3:00 pm  
Tuition: \$160.00 M / \$190.00 NM  
Studio TBA / Materials list  
All Levels

Learn a fast and easy illustrator's technique, adapted to new products: colored pencil and/or pastels over an oil underpainting over a textured ground over a graphite outline drawing on illustration board! Take advantage of the best qualities of each medium. Bring your own colored pencils and/or pastels (we'll share what you don't have in class) and a couple of brushes. All the special products—illustration board, clear gesso, oil paint, odorless mineral spirits, cotton swabs will be provided.

## 401 Basic Drawing

With Melissa Miller Nece  
Tuesday, 3:30 pm - 6:30 pm  
Tuition: \$128.00 M / \$158.00 NM  
Studio A / Materials List  
Level 1 - 3

Learn to draw anything by learning to see as an artist sees, with emphasis on the perception of contour, negative space, proportion and value. Excellent foundation for beginners, also sharpens experienced drawing skills.

## 404 Colored Pencil for Everyone

With Melissa Miller Nece  
Tuesday, 12:30 pm - 3:30 pm  
Tuition: \$128.00 M / \$158.00 NM  
Studio A / Materials List  
All Levels

Neat, portable and inexpensive, colored pencils can be used for any style work, from rough sketches to finely detailed realism. Students experiment with color and techniques for a full range of special effects. Emphasis on developing an individual style through personal guidance from instructor and class discussion. Some background in drawing necessary.

## 405 Figure Drawing Open Studio

With No Instructor  
Monday, 6:30 pm - 9:30 pm  
Tuition: \$20.00 M / \$35.00 NM  
Studio C / Model fee \$40.00  
All Levels

This open studio class is open to intermediate / advanced students and professional artists only. Maximum 12 participants. Work in your media of choice on studies of the live model. NEW: Students may pay the night of class (cash or check only) \$10 for members / \$12.50 for Non Members. You MUST show your membership card to receive the Member price. You may also register on line and pay in advance.

## 408 Drawing and Painting the Human Figure

With Markissia Toulaitos  
Tuesday, 6:00 pm - 9:00 pm  
Tuition: \$128.00 M / \$158.00 NM  
Studio C / Model fee \$40.00  
Materials List  
All Levels

Charcoal is a medium which can be blended like oil paint so it is a perfect medium for students to learn tonal values in black and white and good drawing skills. More advanced students may use oil paint or pastels. In this class we will draw from the live model focusing on anatomy, proportion and composition.

## 409 Basic Drawing (Night)

With Joseph Weinzettle  
Wednesday, 6:30 pm - 9:30 pm  
Tuition: \$128.00 M / \$158.00 NM  
Studio B2 / Materials List  
Level 1 - 3

Students will develop basic skills working from direct observation. Course will explore drawing techniques of vine charcoal, sanguine chalk, brush and ink. Linear and tonal drawing styles explored. Lessons include proportions, volume, depth of field. Subjects will be still life with some plein air, weather permitting.

## 410 Plein Air Drawing

With Joseph Weinzettle  
Saturday, 12:30 pm - 3:00 pm  
Tuition: \$128.00 M / \$158.00 NM  
DFAC Cottage Campus  
Materials List  
All Levels / Fall II

This six week course introduces beginning students to basic drawing materials and concepts en plein air (outdoors). Techniques in this course include charcoal, sanguine chalk and ink. Basic concepts include line, tone and depth of field. Lessons will include tree studies, landscapes and water views. Exercises will develop the student's skill in creating line, tone, volume and composition.





### **461 Dynamic Duo Spinning**

With Cynthia Jacobson & Robert Sutherland  
Monday, 9:00 am - 12:00 pm  
Tuition: \$128.00 M / \$158.00 NM  
DFAC Cottage Campus  
All Levels

Get more one-on-one instruction, venture into your medium and unlock the power of 'spinning' while learning and expanding on so many of the creative aspects of painting. Including: drawing, underpainting, sepia, portraits, plein air, primary studies, techniques to paint on various surfaces, live models—SO MANY EXCITING ASPECTS OF THIS CLASS TO ENJOY! One instructor will be able to teach a lesson to part of the class while the other provides one on one input. Become inspired and learn to let your creativity flow. Very laid back environment, no pressure—something you can do and 6 years later still be learning.

Students of this class are invited to join The SPIN D'ARTE Group which does multiple art shows in various galleries and consistent fundraising for DFAC. Cynthia Jacobson grew up in Cleveland, Ohio and studied music at the Cleveland Institute of Music. She earned an education degree from the University of South Florida and taught for several years. Discovering her passion for painting.

### **450 Possibilities in Pastel**

With Brooke Allison  
Monday, 9:00 am - 12:00 pm  
Tuition: \$128.00 M / \$158.00 NM  
Studio C / Materials List  
All Levels

This class is an exploration of the many methods of pastel painting. It is suited for all levels. Brooke will demonstrate the different types of pastel on the various papers. You will discover underpainting and your own unique style. The new pastelists will be introduced to materials and techniques with a lot of individual attention. Both experienced and new pastelists will have a good time learning together.

### **478 Acrylic Painting for All**

With Carol Rosefelt  
Monday, 1:00 pm - 4:00 pm  
Tuition: \$128.00 M / \$158.00 NM  
Studio A / Materials List  
All Levels

Explore the versatility of acrylic paints and techniques on paper and canvas. Find your own inner creative expression through painting. This class is designed for students of all levels. Beginners learn fundamentals, color composition and materials. Intermediates hone existing skills and explore more complex challenges. Advanced students

will focus on their own style and professional quality work. Themes will be from all subjects, photos and your own designs doing direct painting in abstract, impressionism styles with demonstrations and short art history lessons. If you have any questions, please feel free to call the instructor at 727.796.5465.

### **495 Painting the Florida Landscape - Inside & Out**

With Karen Baker, CPS, PSA  
Monday, 1:00 pm - 4:00 pm  
Tuition: \$128.00 M / \$158.00 NM  
DFAC Cottage Campus  
Materials List / All Levels

The study of landscape painting must include time spent working outdoors directly from nature, where we connect with the essence of our subject and arrive at our statement of purpose. This unique course of study combines painting outdoors on location with studio sessions. Working outdoors en plein air, we will develop a series of small-format color studies. This method applies to most painting or drawing mediums and will help sharpen your observation skills as you practice identifying and rendering landscape elements in a more spontaneous manner. In the studio, we will create finished paintings using our color studies as reference. Additional topics covered: color choices and

values, composition, patterns of light and shadow, aerial perspective. Our indoor studio is in the newly-renovated Cottage Campus on Alt. 19. Nearby nature 'classrooms' offer shoreline views, Old-Florida subjects, and tropical scenes. Instructor demos and plenty of one-on-one attention. Materials list available upon registration. Contact Karen Baker with questions: kbkaos@sover.net

### **498 Painting People**

With Brooke Allison  
Monday, 1:00 pm - 4:00 pm  
Tuition: \$128.00 M / \$158.00 NM  
Studio C / Model fee \$40.00  
All Levels

Learn the many exciting ways to get a likeness! Bring the medium you want to work in. We will work from live models each week and talk about basic measurements, color choices, and techniques. Brooke will give demonstrations in oil, pastel and sketching.

### **456 Spinning**

With Robert Sutherland  
Tuesday, 1:00 pm - 4:00 pm  
Tuition: \$128.00 M / \$158.00 NM  
All Levels

Whatever subject matter you like to paint - spinning will free your subconscious abilities! Study color and composition while exploring oils, watercolor, pastel, oil pastel, acrylics—virtually any medium you're interested in. Wonderfully relaxed atmosphere with plenty of one-on-one assistance.

### **497 Oil Painting Basics & Beyond**

With Fran McLean  
Wednesday, 9:00 am - 12:00 pm  
Tuition: \$128.00 M / \$158.00 NM  
DFAC Cottage Campus  
Materials List / All Levels

This is a small supportive class for all levels at the Weaver Cottage Campus. Each student will work from their own reference material, from photos or their own concepts. Realistic techniques are taught along with color mixing, composition, content, shading and blending, exploring the unique qualities of oil paints. This class will also offer demos and class lesson in still life study. For information, contact Fran at fmcleanart@tampabay.rr.com.



## 470 The Realistic Portrait in Oils & Pastels

With Markissia Toulaiatos  
 Wednesday, 9:00 am - 12:00 pm  
 Tuition: \$128.00 M / \$158.00 NM  
 Studio C / Model fee \$40.00  
 All Levels

In this class, you will learn the fundamental principles of portrait painting from life using direct painting methods. We will concentrate on proper proportion, values, skin tones, and getting a likeness.

## 479 Painting the Portrait or Still Life

With Markissia Toulaiatos  
 Wednesday, 1:00 pm - 4:00 pm  
 Tuition: \$128.00 M / \$158.00 NM  
 Studio C / Materials list  
 All Levels

In this class you will be able to explore several different approaches to perfecting your painting skills in portraiture using pastel, charcoal or oils. The first method is learning Classical Realism principles to paint form and tonal values using plaster head casts as they do in the Ateliers. If you prefer to work from photographs there will be instruction on transferring the image to your canvas or paper, how to make beautiful skin tones, and create a likeness. Also there will be advice on how to take your own photos for better portraits. Next if you choose to, you will learn how to set up a still-life and learn classical painting methods, such as tonal values, edges, and accurate drawing. Painting the still-life is wonderful practice for training your eye to paint better portraits.

## Oil Painting for Everyone

With Fran McLean  
 492 Wed, 1:00 pm - 4:00 pm  
 493 Sat, 9:00 am - 12:00 pm  
 Tuition: \$128.00 M / \$158.00 NM  
 DFAC Cottage Campus  
 Materials List  
 All Levels

This is a small supportive class for beginners through advanced at the Weaver Park Cottage Campus on Alt. 19. Realistic techniques are taught along with color mixing, composition, content, shading and blending.

Each artist will work from their own reference material, have one on one attention and demo instructions. Questions, contact Fran McLean at [frmcleanart@tampabay.rr.com](mailto:frmcleanart@tampabay.rr.com)

## 477 Art & Soul of Landscape Painting

With Karen Baker  
 Wednesday, 6:30 pm - 9:30 pm  
 Tuition: \$128.00 M / \$158.00 NM  
 Materials List  
 All Levels

Bring your passion for landscape painting to new heights in this guided, open studio, all media class. Using your own reference materials, learn how to identify and convey the essence of your landscape subjects—respond by interpreting vs. copying. Develop more intuitive, spontaneous ways of seeing. Paint with greater emotion and purpose. Additional topics include composition and design, color exploration, qualities of light and shadow, value contrasts, edge control, aerial perspective. Maximum 10 students, familiar with their chosen medium.

## 457 Painting the Figure in Oil Limited Palette

With Jen Hagen  
 Wednesday, 6:30 pm - 9:30 pm  
 Tuition: \$128.00 M / \$158.00 NM  
 Studio TBA  
 Model fee \$40.00  
 All Levels / Fall I

Whether you are just beginning or a seasoned painter this class will cover how to develop a stronger understanding of figure painting. Beginning with gestures and eventually progressing to a longer pose. We will go over anatomical landmarks, structure with plane to form realization, values, brush handling, mediums and edges. The course will move rather quickly with emphasis on the “starts” into further development of form. The goal of the class will be to achieve a greater understanding of the figure through form development and leave the artist with a stronger way of seeing.



## 462 Beginning Portrait Painting in Full Color

With Jen Hagen  
 Wednesday, 6:30 pm - 9:30 pm  
 Tuition: \$128.00 M / \$158.00 NM  
 Studio TBA / Model Fee \$40.00  
 Level 1 - 2 / Fall II

Whether you are just beginning or a seasoned painter this class will cover how to develop a better understanding of portrait painting by limiting your palette. Beginning with head gestures and eventually progressing to a longer pose due to the duration We will go over anatomical landmarks, basic anatomy, structure with plane to form realization, values, brush handling, mediums and edges. The course will move rather quickly with emphasis on the “starts” into further development of form. The goal of the class will be to achieve a greater understanding of the portrait through form development and leave the artist with a stronger way of seeing. Please be aware that there is a lot to cover in a short period of time.

## 454 Direct Painting for All Levels

With Brooke Allison  
 Thursday, 9:00 am - 12:00 pm  
 Tuition: \$128.00 M/ \$158.00 NM  
 Studio C / Materials List  
 All Levels

Direct Painting in Oil or Acrylic is a fun and effective way to learn to paint by doing. The instructor will give demonstrations in drawing with paint, color mixing, brushwork and composition. The first three weeks the subject matter will be provided. After that, the student may bring their own reference material. The class is aimed at giving the student and enjoyable painting experience. Be sure to check the materials list



## 453 Independent Study

With Brooke Allison  
Thursday, 1:00 pm - 4:00 pm  
Tuition: \$128.00 M / \$158.00 NM  
Studio C  
All Levels

Instructor: Brooke Allison  
Independent Study is a class designed for artists who want to choose their own medium and subject matter with individualized help from the instructor. \*The student should have some experience with the medium of choice.

## 446 Plein-air Painting: Waterscapes

With Ya La'ford  
Thursday, 1:00 pm - 4:00 pm  
Tuition: \$128 M / \$158 NM  
Studio B2  
All Levels

Experience the joy and inspiration that comes from working outdoors and exploring nature first hand. Discover what so many other artists throughout the years have learned, namely that painting directly from life will make you a better artist! Each class will take us to a different location in Dunedin and Clearwater. We will work on color mixing, composition, focal point, color harmony, paint application, brushwork, the selection of a subject and much more. Special attention will be given to color temperature relationships, simple massing and sizing of shapes, sizes of the actual painting surface, focusing on the importance of the value relationships and how these contribute to the overall strength of design, and the control of various edges to direct the eye of the viewer through the painting and more. In class, I will teach an Abstract Expressionist style of painting, which each student will learn through working wet into wet paint.

## Open Painting

With Melissa Miller Nece  
458 Thu, 7:00 pm - 10:00 pm  
459 Fri, 9:00 am - 12:00 pm  
Tuition: \$128.00 M / \$158.00 NM  
Studio C / Materials List  
All Levels

Individualized instruction to develop your own style of painting in acrylics or oils. (Colored pencil students accepted with instructor's permission). Choose personal subject matter, explore composition and color theory, solve painting problems. Need drawing experience.

## 489 Full Color & the Still Life

With Jen Hagen  
Saturday, 9:00 am - 12:00 pm  
Tuition: \$128.00 M / \$158.00 NM  
Studio TBA / Materials list  
All Levels / Fall I

Whether you are just beginning or a seasoned painter this class will cover how to develop a stronger understanding of color with a still life painting. Beginning with 2-4 small studies a class and eventually progressing to a 3-hour piece. We will cover the beginnings of seeing in full color. The course will move rather quickly with emphasis on the "starts" into further development. It is based on traditional realist oil painting with the Henry Hensche method of color by building color relationships. The goal of the class will be to achieve a greater understanding of keying color no matter what the lighting condition. This will awaken you to how exciting and beautiful color really is.

447W Daily Painters  
Workshop with  
Nancy Spielman

## WORKSHOPS

### 449W Pastels: Pure & Simple Fun

With Lorraine Potocki  
September 28, October 26, November 23 OR December 14  
Saturday, 11:00 am - 4:00 pm  
Tuition: \$75.00 M / \$105.00 NM  
Studio TBA / Materials List  
All Levels

Whether you never tried pastels in your life, or you want to take your pastel painting to the next level, this workshop is for you. You'll learn the basics of this wonderful medium and techniques to take your work from the ordinary to the extraordinary. Also a great medium to make quick sketches outdoors (plein air). Demonstrations, lots of individual attention, and lots of fun. Come join us!

### 447W Daily Painters Workshop

With Nancy Spielman  
October 12 & 13  
10:00 am - 3:00 pm  
Tuition: \$150 M / \$180 NM  
Studio TBA / Material list\*  
Level 2 - 5

This workshop will explore the practice of the contemporary genre called Daily Painters. The goal is to create a smaller scale painting from start to finish in a small amount of time. This practice will enable you to think more spontaneously and produce more lively and intuitive work. It will help you simplify the process and be able to say a lot with economy of brush strokes. Generous, quick and well-placed strokes will give you fresher, simpler more effective paintings. Everyone will be given the same image to work from the first day, I will demonstrate and attendees will work on their own painting. The second day you will work from an image you provide. \*Students should refer to the materials list but all paints will be provided!

*Nancy Spielman is a painter living in Boca Raton, Florida. She received her M.F.A. from Florida Atlantic University and prior to that a B.S. from Southern Illinois University, with a major in Graphic Design. Nancy currently teaches Studio Art classes as well as Art Appreciation at Florida Atlantic University and Palm Beach State College. She participates in a contemporary genre called Daily Painters, which focuses on small scale paintings. Her inspiration comes from everyday ordinary encounters. She travels with camera in hand and her photographs are the springboard for her artwork. Nancy received the South Florida Cultural Consortium Award in 2009. [www.nancyspielman.com](http://www.nancyspielman.com)*





## 551 Experimental Watermedia

With Toni Roeder Hutfilz  
Monday, 9:00 am - 12:00 pm  
Tuition: \$128.00 M / \$158.00 NM  
Studio A / Materials List  
All Levels

Push creative composition and design to higher levels. Whether one is a non-painter or advanced, this class encourages experimentation rather than formula. Use unusual materials to paint, collage and assemble. After weekly demonstrations, students are encouraged to create through pouring, sewing, stamping, rubbing, and spraying, etc. This class is an adventure for traditional artists as well as those who paint beyond realism.

## 553 Watercolor For Beginners

With Anita Wood  
Monday, 1:00 pm - 4:00 pm  
Tuition: \$128.00 M / \$158.00 NM  
Studio TBA / Materials List  
All Levels / Fall II

Join this exciting class for lessons in Transparent Watercolors. This course will focus on "how to" lessons featuring a new demo every week. You will have lots of painting time, with plenty of help and guidance as needed. These "how to" lessons can be used to build your own "watercolor journal". The studies will include brushstrokes and various techniques. Many subjects will be used - trees, rocks, skies, flowers, etc. to give you a good variety and to help you learn and develop confidence in Watercolor! This class is for all levels - new to watercolors and experienced beginners. Handouts given at each class. Material list supplied. Any questions, please contact Anita at [Netnkent@aol.com](mailto:Netnkent@aol.com) or 727 736-0894. [www.anitawood.com](http://www.anitawood.com)



549 Dancing with YUPO & Rocking with TERRASKIN!



## 549 Dancing with YUPO & Rocking with TERRASKIN!

With Taylor Ikin  
Tuesday, 12:30 pm - 3:30 pm  
Tuition: \$128.00 M / \$158.00 NM  
Studio B1 & B2  
Materials List  
All Levels

Known as the "YUPO QUEEN" for the past 15 years, Taylor Ikin, will also introduce you to a new surface, Terraskin, which is made from stone! Enjoy the magic of this synthetic paper and get energized and ready to tickle your creative juices. Individual attention and class critiques, the opportunity to try special paints...motivational reading and art discussions...a cheerful environment full of challenging work ideas and a positive spirit...a class for the person who wants to make art (some class members also paint on 140 cold press as well as canvas.) Bring the spirit to learn and explore. Everyone is considered a winner in this class!

## 598 An Acrylic Journey-Part One

With Anita Wood  
Wednesday, 9:00 am - 12:00 pm  
Tuition: \$128.00 M / \$158.00 NM  
Studio TBA / Materials List  
All Levels / Fall II

Come and join in this exciting class of painting in Acrylics. This part of the journey is designed to challenge us with the diversity of acrylics - Fluids and Heavy Body. Each class will have a demo along with a theme and a challenge. Paint on canvas, paper, yupo or wood panels. Choose your own subject for each theme through your own photos or designs, painting in realistic, abstract or impressionistic style. A review of design/composition, tonal value, color mixing and the use of metallic's and iridescent is included. Create colorful and textured effects by building layers of blended color that serve as intriguing backgrounds for still life or abstract paintings. Join us, art awhile and be inspired! All levels welcome! Any questions, please contact Anita at Netkent@aol.com or (727)736-0894 www.anitawood.com

## 596 The Watercolor Experience

With Carol Rosefelt  
Wednesday, 1:00 pm - 4:00 pm  
Tuition: \$128.00 M / \$158.00 NM  
Studio A / Materials List  
Level 1 - 4

Explore Classical Transparent watercolor with step by step lessons from basics to advanced methods. Paint landscapes, florals and still life designed from photos, nature and your own compositions. Classes offer demonstrations and individual to help beginners to advanced create their own masterpieces. If you have any questions please feel free to call the instructor at 727.796.5465.

## 563 Watercolor Painting: Color

With Joan Swetland  
Thursday, 9:00 am - 12:00 pm  
Tuition: \$128.00 M / \$158.00 NM  
Studio B1 & B2  
Materials List  
All Levels / Fall I

Students will be responsible for their own subject matter. Your personal choice of subject matter will release your imagination and spark your creativity. Paint what inspires you. Color will be the focus of this session. You will learn the steps of unifying color relationships and making color decisions that will make your painting special. Mini demos will be presented and class critiques will help in the development of judging your own work.

## 575 Watercolor Painting: Composition

With Joan Swetland  
Thursday, 9:00 am - 12:00 pm  
Tuition: \$128.00 M / \$158.00 NM  
Studio B1& B2  
Materials List  
All Levels / Fall II

Students will be responsible for their own subject matter. When you are inspired by your subject matter your imagination and intuition will come into play and you will create a stronger painting. Class will focus on composition and the importance of balance in your painting. Mini demos will be presented and class critiques will help in the development of judging your own work.

## 595 Paint Your Heart Out!

With Mari Kaake Borsuk  
Thursday, 1:00 pm - 4:00 pm  
Tuition: \$128.00 M / \$158.00 NM  
Studio TBA / Materials list  
All Levels

For those artists interested in working with acrylics, mediums & watercolor. Paint exciting works beyond your dreams! Paint on surfaces including papers, wood and metals. Paint from your photographs and great artists you love. Demonstrations daily, individual instruction as you grow in abilities and skills. Try some new methods and get new results!

## 560 Watercolor Flowers!

With Susan Huskey Woos  
Thursday, 6:30 pm - 9:30 pm  
Tuition \$128M / \$158NM  
Materials list & flower fee \$12  
Studio TBD  
All Levels / Fall I Only

Just seeing flowers makes me want to paint them! The fragrance, the color, the shapes...what's not to love? With fresh flowers every week for inspiration, students will work with both wet and dry techniques: Direct painting, layering washes, wet-in-wet, dry-on-wet, negative painting and more. Weekly demonstrations and discussions of composition.

## 583 Quick Watercolor Landscapes

With Susan Huskey Woos  
Thursday, 6:30 pm - 9:30 pm  
Tuition \$128M / \$158NM  
Materials list / Studio TBA  
All Levels / Fall II Only

This class will give you lots of practice painting fast, and in the process help to develop your fresh brushwork as well as your imagination. Each week we will paint several quick landscapes from slides projected on the classroom wall. Then students will choose one of these "quickies" to paint in a larger format. You'll be surprised how quickly you can learn to paint with a few fresh brushstrokes.

### WORKSHOP

## 597W One Day Watercolor Workshop

With Carol Rosefelt  
Sept 21, Oct 19, Nov 16  
OR Dec 14  
Sat, 12:00 pm - 4:00 pm  
Tuition: \$85 M / \$115 NM  
Artist's Studio / Materials list  
All Levels

Get a taste of transparent watercolor making several small paintings, florals and landscapes, etc. Supplies included, snack provided. Workshop conducted at Artist's Studio @1403 Cleveland Street, Clearwater, FL. Contact the artist @727.796.5465 or 727.641.7055.



647W Shadowboxes, Frames, Mirrors + More with Merrill Kramer

Open Clay Studio Punch Cards are available for purchase by currently enrolled clay students. Each \$60 punch card entitles you to 18 hours of Open Studio time.

### Handbuilding with Jackie

With Jacqueline McDonough  
 629 Monday, 1pm - 4pm (Fall I)  
 630 Monday, 6:30 pm - 9:30 pm (Fall II)  
 Tuition: \$128.00 M / \$158.00 NM  
 Studio E / Clay fee \$30.00  
 All Levels

Whether you are a beginner who has not touched clay since elementary school or an advanced potter who wants to push the envelope and learn new ideas and techniques, this class has a spot for you. Every week we will explore a different technique through classroom demonstration. Then you can personalize your own work using that technique or a combination of ones we have learned in class. We will be working with the extruder (think giant cookie press) at least once a week. Students are welcome and encouraged to share their ideas and experiences.

### 613 Handbuilding with Gail Wynne

With Gail Wynne  
 Monday, 1:00 pm - 4:00 pm  
 Tuition: \$128.00 M / \$158.00 NM  
 Studio E / Clay Fee \$30.00  
 All Levels / Fall II

This course gives students at all levels of experience the opportunity to explore the unlimited possibilities of handbuilding and develop their own techniques and individual expression. Emphasis will be on experimenting with form, texture and color. We will create functional and sculptural pieces, carve clay signs for unique surface design and study form and pattern in nature as well as ancient and contemporary ceramics for further inspiration. Class demonstrations and individual instruction will be ongoing.

### Wheel of Fortune

With Jacqueline LaDrig  
 628 Mon, 1:00 pm - 4:00 pm  
 619 Wed, 6:30 pm - 9:30 pm  
 Tuition: \$128.00 M / \$158.00 NM  
 Studio D / Clay fee \$30.00  
 All Levels

This is an introductory class to the pottery wheel. No experience is necessary. Instructor provides step-by-step instruction and demonstrations to help you create functional clay objects. This class will cover the basics of wheel throwing, trimming, and glazing of functional forms. We will create mugs, bowls, plates, and more.



WORKSHOPS

646W Trivets & Tiles


With Merrill Kramer
Saturday, 10:00 am - 1:00 pm
Tuition: \$50.00 M / \$80.00 NM
Studio E / Clay fee \$15.00
All Levels

This mini workshop in a fun atmosphere is great for a beginner and the experienced ceramicist! Using stencils, stamps, resist, sponge, and brushwork to decorate. All are demonstrated. You work on real tiles to create trivets, plaques or wall décor in one spirited session. The skills taught are good for any future work. You take home work AFTER firing. It's all unique, durable and food safe. Individual attention makes the difference. Finished samples provide inspiration. This is a perfect lighthearted family activity and a fun "Girls Time Out".

647W Shadowboxes, Frames, Mirrors + More

With Merrill Kramer
Saturday, 10:00 am - 01:00 pm
Tuition: \$85.00 M / \$115.00 NM
Studio E / Clay fee \$15.00
All Levels

Explore templates, textures, appliqués, use of underglaze and glazes and... SHADOWBOXES, FRAMES, MIRRORS, NICHOS, RETABLOS So many words to describe the same thing! Make a wall piece or frame to commemorate an event, memento, occasion or be just decorative... think indoors and outside. With individual instruction your imagination can fly! Session One: Use slabs and templates to make the shadowbox or niche. Multiple techniques taught to add texture, dimension and appliqués. . . As simple or complex as you will! Each skill learned can be used on any future projects. Session Two Finish the work. See samples. Achieve beautiful results with underglazes and glazes. Discuss hanging methods best for your work. Each unique piece will be fired and soon ready for pickup. This is a great family project and a fun a "Girls Night Out".



Lee Anderson
raku vessels

653W Dishes & Sushi Plates

With Merrill Kramer
Saturday, 10:00 am - 1:00 pm
Tuition: \$85.00 M / \$115.00 NM
Studio E / Clay fee \$15.00
All Levels

Create your own ceramic serveware in a lighthearted atmosphere With no prior experience, or lots of it, you'll make tapas dishes or sushi plates and decorate them. Session One: Learn how to plan the size and shape. Use clay to create plates using a variety of methods. Learn about slump or hump and press molds to create form. Plenty of individual attention offered plus examples for inspiration. Work will be bisque fired. Session Two: Focuses on methods of decoration. Discuss best choices and "how to". Work will be prepared (glazed/painted) at this session. Each piece will be carefully fired and ready for pickup in short order.

627W Sculpting in Clay

With Katherine Mathisen
Saturday & Sunday, 10:00 am - 5:00 pm
Tuition: \$195.00 M / \$225.00 NM
Studio E / Clay fee \$15.00
All Levels

Using coil, pinch and sculpt, handbuilding techniques we will explore sculpting the human face by creating a bust. Students will learn some basic anatomy of the human skull and face. We will explore unique surfaces that can be used at different stages in the clay sculpting process. Students are encouraged to bring bisque pieces to class if they would like to work on some surface finishes. Katherine will demonstrate alternative non-fired surfaces and some low fire temperature surface finishes on some bisque pieces. Bring your ideas, an open mind, curiosity and a fearless willingness to experiment. Because of time constants no firing will be done during the class. This is not a portrait sculpting class, however you are welcome to bring photos of faces and personalities that inspire you.

Katherine Mathisen's ceramic pieces share in the mystery of what it is to be human; communicating her love for plants, nature and the human form. Her current work is done by hand using earthenware clay and a combination of surface glazes, colored slips, stains, terra sigillata and Egyptian paste. Creating figurative sculpture posed in simple gestures to convey human emotion and relationships, Katherine's current work blends clay and other media in an artfully articulate way.



## 602 Working on the Wheel

With Glenn Woods  
Monday, 6:00 pm - 9:00 pm  
Tuition: \$128.00 M / \$158.00 NM  
Studio E & F / Clay Fee \$30.00  
All Levels / Fall II

Together we will explore the process of making functional and decorative wheel thrown pottery. Some clay experience preferred, though beginning wheel students are welcome. Please bring throwing tools to the first class—if you do not own any pottery tools, a beginners kit is available for purchase. Maximum 12 students.

## 610 Throwing on the Wheel II

With Ira Burhans  
Tuesday, 9:00 am - 12:00 pm  
Tuition: \$128.00 M / \$158.00 NM  
Studio F / Clay Fee \$30.00  
All Levels / Fall II

This class is for the student who has some experience on the potter's wheel. Students will work with the instructor to better understand different throwing techniques and work on their own ideas in class. Together we will explore the never-ending challenge and discovery of working in clay. Maximum 12 Students.

## 623 Learning to Throw

With Lee Anderson  
Tuesday, 6:00 pm - 9:00 pm  
Tuition: \$128.00 M / \$158.00 NM  
Studio F  
Clay Fee \$30.00  
Level 1 - 3

Learn the basics of throwing on the wheel: including preparing the clay, centering, shaping, trimming and glazing --then work at your own pace. We also discuss firing techniques including raku. Lee V. Anderson turned a lifetime of working with wood and metal into an intense study or avocation for pottery and the ceramic arts. Visit [www.FormedAndFiredCreations.blogspot.com](http://www.FormedAndFiredCreations.blogspot.com) for more information.

## Creative Handbuilding with Alison

With Alison Shepard  
609 Tue, 6:00 pm - 9:00 pm  
626 Thu, 9:00 am - 12:00 pm  
627 Friday, 9:00 am - 12:00 pm  
Tuition: \$128.00 M / \$158.00 NM  
Studio E / Clay Fee \$30.00  
All Levels

Handbuilding is for anyone, beginner to experienced sculptor. Learn hand-building techniques, surface treatments, to create functional and decorative pieces, from miniatures to tall garden sculptures, creatures, containers and wall art. Individual attention and help.

## Handbuilding with Merrill: Construction & Surface Design

With Merrill Kramer  
611 Wed, 1:00 pm - 4:00 pm  
620 Thu, 6:30 pm - 9:30 pm  
Tuition: \$128.00 M / \$158.00 NM  
Studio E / Clay Fee \$30.00  
All Levels / Fall II

This class offers an opportunity to make your vision become a reality. Develop your personal style and create functional and/or sculptural work—clay has unlimited possibilities! Think “out of the box” and explore traditional and innovative techniques in construction and surface treatments. Class demonstrations and individual attention are ongoing in a relaxed, non-judgmental atmosphere. Work at your own pace. The exchange of ideas, experiences and information with other “clay buddies” is encouraged. All levels are welcome.

## Clay FUN-damentals

With Jennifer Weaver  
604 Wed, 6:30 pm - 9:30 pm  
605 Thu, 6:30 pm - 9:30 pm  
Tuition: \$128.00 M / \$158.00 NM  
Studio E & F / Clay Fee \$30.00  
All Levels

Explore clay at your own pace in a relaxed atmosphere. Learn basic pottery skills or advance the ones you already have. Handbuilding and wheel techniques will be demonstrated as well as various surface treatments and firing techniques. Personal approaches are encouraged so instruction is on an individual basis. Learn the basic “do’s and don’ts” of working in clay and from there, your imagination is the limit

## 626 Creative Handbuilding with Alison

With Alison Shepard  
Thursday, 9:00 am - 12:00 pm  
Tuition: \$128.00 M / \$158.00 NM  
Studio E  
Clay Fee \$30.00  
All Levels


Handbuilding is for anyone, beginner to experienced sculptor. Learn hand-building techniques, surface treatments, to create functional and decorative pieces, from miniatures to tall garden sculptures, creatures, containers and wall art. Individual attention and help.

## 612 Open Clay Studio

With Monitor  
Days + Times TBA  
Tuition: \$60.00 Students/  
Members Only  
Clay Fee \$30.00  
All Levels

An excellent opportunity for CURRENTLY ENROLLED DFAC clay students who desire more time to work on their projects using studio equipment. All clay studio policies are strictly enforced and work may not be intended for production. To use the Open Clay Studio, students must purchase a Punch Card. Each punch card is good for 18 individual 1-hour sessions. Students will have the option of attending one or more of the five Open Clay Studio meetings each week. Punch Cards must be presented to the studio monitor at each session being attended and, again, are good for a total of 18 individual 1-hour meetings. PLEASE NOTE: ONLINE REGISTRATIONS FOR STUDIO TIME ARE NOT BEING ACCEPTED. YOU MUST PURCHASE THE PUNCH CARDS IN PERSON AT THE FRONT DESK PRIOR TO ATTENDING THE OPEN CLAY STUDIO.





One of the original presses designed and constructed by Stephen Littlefield and Loyd Jones, now housed in DFAC's Cottage Campus.

DFAC's Printmaking Studio is at our Cottage Campus in Weaver Park @ 1141 Broadway (US Alt 19) in Dunedin. Visit our website [www.dfac.org](http://www.dfac.org) for directions.

### **502 Printmaking**

With Steve Littlefield  
Tuesday, 9:00 am - 12:00 pm  
Tuition: \$128.00 M / \$158.00 NM  
Lab Fee \$10.00  
All Levels

An introduction to the oldest form of printmaking. Basic relief techniques are taught using linoleum block and woodcut. Learn to print paper or fabric by hand and with a printing press. Drawing experience required.

### **504 Intaglio - Etching**

With Steve Littlefield  
Friday, 9:00 am - 12:00 pm  
Tuition: \$128.00 M / \$158.00 NM  
Lab Fee \$15.00  
All Levels

Take your drawing experience and ability to the next level. This class will introduce you to basic and safe methods of Intaglio Printmaking. Copper plates and non-acid etching solution will be used to make line and aquatint etchings. Collagraphs, Mezzotints and other techniques will also be covered, as will the use of a large press. Drawing or other printmaking experience would be useful. Please register early so we can order necessary plates. Maximum 6 Students.



**678 Basic Digital Photography I**

With Michael Harris  
 Monday, 9:00 am - 12:00 pm  
 Tuition: \$225.00 M / \$255.00 NM  
 Studio H / Lab fee \$15.00  
 Level 1 - 3

This course will help you: learn the features of your camera, what they're for, and how they will help you take a better picture. Instructor will make sure your camera settings are correct; and teach you how to use the. Get comfortable with the manual. Learn how to get the right exposure. Learn the basics of good composition and good lighting. Learn what makes a good picture. There will be assignments, demonstrations, explanations, and in-class projects. Bring your camera, the manual, and fresh batteries to the class. On Week 5, bring a tripod.

**Digital & 35mm Photography for the Earnest Student (Day & Night)**

With Michael Harris  
**672** Mon, 1:00 pm - 4:00 pm  
**670** Wed, 7:00 pm - 9:30pm  
 Tuition: \$260.00 M / \$290.00 NM  
 Studio H  
 Materials/Lab Fee \$15.00  
 Materials List  
 Level 1 - 3

All students need to bring a Digital SLR or Film SLR camera, a tripod and lens. Meets every Monday for six weeks For owners of digital and/or 35mm cameras-learn the highlights of a 3-year pro photography course in six weeks! Develop your eye to see and take better pictures. Get your camera to do what you want it to! Learn how: to meter correctly for a perfect exposure, in all conditions, with a \$10 meter. Learn to shoot in low light, to eliminate red eye before you take the picture and to shoot in manual like the Pro's. Make your pictures more artistic using 'The Rule Of Thirds'. Discover composition tricks using 'Point Of View' to enhance your images. Learn to 'paint' with light, using any and all light resources. See a demo of professional tools that make pictures POP, find out how to use your computer as a darkroom and so much more! Students will apply all they've learned in a final class field trip, after which they will receive a certificate of completion.

**WORKSHOPS**



693W Pinhole Photography with Boxfotos Airstream

**690W Black & White Printing**

With Lisa Mayo  
 October 23  
 10:00 am - 2:30 pm  
 Tuition: \$85.00 M / \$115.00 NM  
 Darkroom / Lab fee \$10.00  
 Level 1 - 3

In this workshop students will learn the art and craft of silver gelatin printing. Discussion will include: how enlargers operate, chemistry and an explanation of photographic papers. After printing a contact sheet we will choose a negative, set up an enlargement, then make a test print. The final print will include burning, dodging and the use of contrast filters. By printing in the darkroom, students will reinforce their camera and shooting skills thus becoming more innovative photographers. Maximum 6 students. \*Students must bring their own black and white negatives. 35mm, 6x6mm and 4x5in are acceptable sizes. 5x7 photographic paper may be purchased from the instructor or you may purchase your own 5x7 or 8x10 paper.

**693W Pinhole Photography with Boxfotos Airstream**

With Rebecca Sexton Larson & Matt Larson  
 October 20  
 9:00 am - 4:00 pm  
 Tuition: \$165 M / \$205 NM  
 Materials list & fee \$10  
 All Levels

This workshop will investigate the many unique properties of pinhole photography. We will look at different visual effects that result from using a pinhole camera (camera obscura). Students will build their own cameras; converting existing 'objects' and boxes to pinhole cameras. We will cover calibrating pinhole apertures for proper exposures and basic darkroom principles as they apply to pinhole photography. Historical and contemporary pinhole photographs will be shown and examined throughout the workshop. Basic darkroom skills helpful but not required

**692W iPhoneography with Boxfotos Airstream**

With Rebecca Sexton Larson & Matt Larson  
 November 17  
 9:00 am - 4:00 pm  
 Tuition: \$165 M / \$205 NM  
 Materials list / All Levels

This workshop will cover the basics of working with the iPhone as a primary camera. We'll explore some of our favorite apps and shoot pictures around the DFAC. Some of the apps discussed will be Instagram, Autostich, Hipstamatic, Camera Bag and SnapSeed. Students will have a strong understanding and appreciation for the iPhone camera and master the skills and techniques to immediately improve their photography skills. \*Sorry, No Droids— iPhones only.





## 701 Photoshop for Photographers

With Chuck Vosburgh  
Tuesday, 9:00 am - 12:00 pm  
Tuition: \$225.00 M / \$255.00 NM  
Studio H / Lab fee \$15.00  
Level 1 - 3

Photoshop for Photographers  
Six week hands-on class Chuck Vosburgh Certified Professional Photographer, Adobe Certified Business Partner, Comp TIA Certified Technical Trainer+ Skill Level: Beginner-Intermediate See just how easy it is to greatly improve your photographs using Adobe Photoshop. Learn the secrets of easy image correction and manipulation. See the top five photo problems solved. Learn all about special effects, and combining images. Find out about secrets in Photoshop to help save you hours of work. In addition to all the nuts and bolts of Photoshop, you'll learn creative techniques for amazing special effects. You'll learn how to make beautiful images out of ordinary photos and create stunning compositions that could never be shot. This class is hands-on and teaches techniques you can start using right away in an easy, down to earth style by Certified Professional Photographer and Adobe Expert, Chuck Vosburgh. Class Overview: The Photoshop work area Photoshop tools 3 steps to a a perfect image Color correction Correcting

common photo problems Retouching Combining images Working with layers Correcting exposure problems Correcting distortion Saving images for e-mail Creating special effects If you're a photographer who wants to greatly improve your photographs easily, this class is for you! Questions? Call Chuck at 727.743.1740 or e-mail Chuck@ChuckVosburgh.com\

## 718 Intermediate Adobe Photoshop Elements 9

With Charles Oestreich  
Tuesday, 1:00 pm - 4:00 pm  
Tuition: \$225.00 M / \$255.00 NM  
Studio H / Lab fee \$15.00  
All Levels

The prerequisite for this course is access to a computer with Elements. The student should feel comfortable creating and using Layers, using an Adjustment layer, creating and using a layer mask. The course will explore the concept of Work Flow, the RAW file format, Layer mode, proper way to merge photos, restoring old photos, retouching faces, substituting one or more faces in a group photograph, creating a line drawing from a photo, converting a color photo to a b/w photo or sepia tone photo, colorizing a b/w photo and more. Maximum 6 students. You may bring your own laptop.

## 715 Beginning Adobe Photoshop Elements 9

With Charles Oestreich  
Tuesday, 5:30 pm - 8:30 pm  
Tuition: \$225.00 M / \$255.00 NM  
Studio H / Lab fee \$15.00  
All Levels

This 6-week course is an introduction to the skills required to adjust and print photos from Adobe Elements. No prior experience with Photoshop Elements required but \*basic computer skills are essential. Students will acquire the skill set to crop, adjust color, brightness and contrast, remove objects from pictures and much more. Basic tools such as Levels, Clone Stamp, Adjust Hue/Saturation, Marquee Tool and Magic Wand will be taught in the context of adjusting photographs to produce the superior print. Each student will have their own computer to work on. Maximum 6 students. You may bring your one laptop.



Boxfotos Airstream

## 675 Independent Study in Photography

With Michael Harris  
By Appointment per Individual  
Tuition: \$355.00 M / \$385.00 NM  
All Levels

Learn everything you want to know about digital and 35mm photography in this independent study-for all skill levels: beginners, intermediate and advanced studies. Michael Harris will give you his undivided attention and work with you based on your specific needs. Students must bring a Digital SLR or Film SLR camera, a tripod and lens.

Register online NOW for new weekly classes in Illustrator & InDesign with Blanka Roundtree

## 676 Open Darkroom

No Instructor  
DFAC Students/Members, by appointment only  
Tuition: \$75.00 Members  
Darkroom / Lab fee \$  
All Levels

No Instructor Darkroom Tuition: \$75 Members or currently enrolled Students ONLY. Practice your craft by "working out" in the darkroom. This is an opportunity to use the Art Center equipment and facilities on your own time without teacher supervision. Enlarging equipment available for 35mm, medium format or 4x5 format. Students must supply their own paper for Open Darkroom - chemistry is available from DFAC. All darkroom policies will be strictly enforced. Must work during regular DFAC hours. Pre-scheduling is imperative—first come, first serve.



Independent Study in Photography with Michael Harris



## 912 Mondays at the Loom

With Pam Pawl Hudson  
Monday, 10:00 am - 4:00 pm  
Tuition: \$295.00 M / \$325.00 NM  
Materials List  
Level 1 - 3

Come weave with me and explore a world of colorful yarns, rich textures and heartfelt rhythms. There are many projects and looms to choose from in this well equipped studio. Pick from simple rigid heddle frames to floor looms. You will receive tutoring from beginning to end of your project and enjoy the company of other weavers. This open studio is held every Monday for 6 weeks from 10-4pm allowing lots of time for instruction and weaving. We will also cover sources for yarns and equipment, inspirations for designs and how to read drafts. All levels are welcome. If you have your own portable loom feel free to bring it and to work on at home between classes. (rigid heddle, table or workshop loom). The class will be at the instructor's studio at 463 Grant ST in downtown Dunedin. All equipment is provided. Students can purchase materials as needed for their project. Contact Pam @ 215.483.7157 or pam@pampawlt textiles.com for directions.

## 915 Adventures with Color & Pattern on Fiber

With Mei-Ling St. Leger  
Wednesday, 6:30 pm - 09:30 pm  
Tuition: \$128.00 M / \$158.00 NM  
Studio TBA / Materials list  
All Levels

Participants will have opportunities to explore and experiment with a variety of fiber art surface design techniques. Possibilities include various ways to dye fabric to create designs and patterns. Your color journey begins with, immersion, shibori, wax resist or direct dyeing. Then add silk painting, batik, screen printing, rubbings or discharge to create wonderful designs. All supplies included with the material fee of \$48 paid directly to the instructor. Contact Mei-Ling at 727-791-4109 if you have questions.

## Creating Art Cloth

With Bonnie Bowman  
909 Thursday, 1:00 pm - 4:00 pm  
905 Thursday, 6:30 pm - 9:30 pm  
Tuition: \$128.00 M / \$158.00 NM  
Studio TBA  
Materials list & fee \$35.00  
All Levels

Learn techniques used by surface design artists to create beautiful one of a kind textiles. In this class you will gain experience with various methods of dyeing, painting and printing fabric. A few of the skills you will acquire include simple ways to make your own silk screens, making dye "paint" working with soy wax and other resists, shibori dyeing, silk painting, discharging fabric, and several improvisational techniques of screen printing. Also you will learn how to add complexity to your fabrics by adding foils, photo transfers, and various types fabric paints. You will be given the opportunity to work on cotton linen and silk. At the end of this class you will take home a beautiful silk scarf and several large swatches of art cloth, suitable for framing or to use in your sewing and art projects. You will have the opportunity to work on cotton, linen, silk and paper. All materials provided by the instructor. Materials fee \$35.



Detail, Betty Busby Workshop, Summer 2013

## 900W Collaborating with Nature

With Bonnie Bowman  
September 21 or November 16  
Saturday, 10:00 am - 4:00 pm  
Tuition: \$95.00 M / \$125.00 NM  
Studio TBA / Materials fee \$40.00  
All Levels

This workshop is a wonderful collaboration between Bonnie Bowman and Sarah Butz. Explore the abundant Florida flora, gather leaves, sticks, flowers and other treasures that you will use to create beautifully colored and printed fabric and paper • "Hapizome"- pounding plants to transfer their color and patterns on paper and pre-mordanted fabric. • Create Gelatin prints- using natural materials • Bundle sticks, ferns, leaves and flowers in silk scarves and use steam to extract colors and patterns on to the silk. • Ice dye fabric • Silkscreen botanical designs on to pre-dyed cotton fabric. All materials are provided by the instructors.

## 927W Introduction to Traditional Batik

With Mei-Ling St. Leger  
September 21 or November 16  
9:00 am - 4:00 pm  
Tuition: \$105.00 M / \$135.00 NM  
Studio TBA / Materials list  
All Levels

Batik is one of the oldest forms of decorating cloth. Although batik is mostly associated with Java, Indonesia, it is thought to have originated in China. Artists on every continent have adapted the batik process to express individual interpretation. In this workshop you will learn to use wax resist, the traditional layering process of resisting, dyeing and applications of secondary resist and color to produce two sample pieces and a wonderful silk scarf. All supplies included in the materials fee of \$35 paid directly to the instructor.

## 932W An Innovative Approach to Appalachian Basketry

With Bonnie Bowman  
October 12  
10:00 am - 4:00 pm  
Tuition: \$95.00 M / \$125.00 NM  
Studio TBA / Materials fee \$20.00  
All Levels

You will learn techniques early American Appalachian basket makers used to construct a traditional ribbed basket. But will have fun breaking from tradition as you discover how to adapt and use local natural materials, choose from an abundance of available man-made materials and combine colors to create an expressive and unique basket. Bonnie is an artist who believes the pursuit of mastering ancient craft techniques is relevant and essential to the well being of our "present minds." She has sold her work through commissions from private and corporate clients, as well as produced work marketed and sold to an international market. Bonnie's greatest passion is teaching the art of weaving, basketry and clay to students of all ages and abilities.

## 935W Shibori & Silk Painting

With Bonnie Bowman  
September 28 or November 9  
10:00 am - 4:00 pm  
Tuition: \$95.00 M / \$125.00 NM  
Studio TBA  
Materials fee \$35.00  
All Levels

Learn creative silk painting techniques and the ancient Japanese art of shibori while you create five beautiful large and luxurious silk scarves for yourself or to give as gifts to someone special. Five large 100% silk blank scarves are included but additional blanks will be available to purchase from the instructor for those who would like to make additional scarves.



WORKSHOPS



**939W Eco Printing & Dyeing with Florida Plants**

With Bonnie Bowman  
October 19 or November 23  
10:00 am - 2:00 pm  
Tuition: \$95.00 M / \$125.00 NM  
Studio TBA / Materials fee \$30.00  
All Levels

You will learn how to extract dyes and prints from plants in your own yard and capture the essence of nature on paper, silk and other fabrics. You will leave this workshop with several fabric swatches that can be used in any number of projects, a beautifully printed silk scarf, as well as several printed note cards.

**941W Learn to Make Felt**

With Kathy Hays  
November 9  
10:00 am - 3:00 pm  
Tuition: \$90.00 M / \$120.00 NM  
Studio TBA / Materials List  
All Levels

Begin your textile adventure by learning the fundamentals of making felt. While wool, soap and water create the textile called felt, there are many properties of felt to explore and expand. During this class you will focus on proper handling of the fiber, the importance of layout and the techniques to achieve desired results. These skills will be taught by making felt beads, felt flowers and a square of textured felt. Class discussion will include how to embellish the samples at home. The focus of this class is to learn the process of felt making and the necessary skills to move forward. All beginners welcome to learn the art of felt making. \*Materials fee \$15, paid to instructor

**943W 3D Felted Art Handbag**

With Kathy Hays  
November 23  
10:00 am - 3:00 pm  
Tuition: \$95.00 M / \$125.00 NM  
Studio TBA / Materials List  
All Levels

Learn how to make 3 dimensional felted handbag using wool fibers. Students in this class will layout fibers using a resist to create a stunning seamless handbag. A discussion of design, fiber choice, fiber layout and felting techniques will be the foundation for this class, but the student can add their personal artistic voice to this project as well. Students will also learn how to inlay additional fibers and fabrics for their added personal touch. Students can expect to finish felting the handbag during the class, but the final drying and shaping will take place at home. The instructor will provide a rolling machine that will assist the student with the felting process, which is an enormous saving on physical effort and facilitates creativity. A student in this class should be familiar with felt making principals and fiber manipulation. \*Materials fee \$20-45 paid to instructor

**954W Exploring Screen Printing**

With Mei-Ling St. Leger  
October 12 or December 14  
10:00 am - 2:00 pm  
Tuition: \$75.00 M / \$105.00 NM  
Studio TBA  
All Levels

The joy of screen printing is, once you've created a design, that it can be printed on many items. Have fun creating a paper stencil and learning to print your design on cloth or paper. Several simple designs will be available or bring your own ideas to create a unique design. You will create many samples, a one of a kind tote bag and some note cards. All materials are included in the \$35 material fee paid directly to the instructor.

**955W Painted Warps for Weaving**

With Pam Pawl Hudson  
October 25 & 26  
Friday & Saturday, 10:00 am - 4:00 pm  
Tuition: \$118.00 M / \$148.00 NM  
Materials/Lab Fee  
All Levels

Explore the idea of color movement by learning to paint a warp with Fiber Reactive dyes. Students will learn how to make stock solutions, how to lay out their yarns, apply and set the dyes and then how to rinse the yarn without tangling ready for the loom. We will also learn how to paint coordinating weft yarns. Students will bring a 12 x 3yd prepared warp and skeins to dye. They must be cellulosic fiber - cotton, rayon, tencel bamboo, etc. - blends are fine. The instructor will send more specific warping information several weeks before class so there is time to purchase yarns and make the warps. Please register early."

**956W Painted Skeins for Knitting & Weaving**

With Pam Pawl Hudson  
October 26  
12:00 pm - 4:00 pm  
Tuition: \$95.00 M / \$125.00 NM  
Studio TBA / Materials list  
All Levels

Everyone loves the beautiful color blending in knitting yarns these days and these yarns are easy and fun to create. We will be using cold water MX fiber reactive dyes that work well on cellulosic fiber (cotton, rayon, bamboo, etc). Student will bring their own white yarns to dye and come away with their choice of color combinations. Please bring enough yarn to finish a project(s).





## 837 Master the World of Art

With Ann Henson  
Monday, 4:00 pm - 5:00 pm  
Tuition: \$52.00 M / \$62.00 NM  
Studio TBA  
Materials fee \$5.00  
All Levels

Take a walk through Art History and explore how famous artists from around the world were able to express themselves through shape, line, texture and color. Have fun trying their techniques in your own painting. You can master the masters! Ages 8 - 10

## 818 Drawing for Kids

With Jennifer Klaus  
Monday, 4:30 pm - 5:30 pm  
Tuition: \$52.00 M / \$62.00 NM  
Studio TBA / Materials fee \$5.00  
All Levels

Young artists will start out working with the basic shapes, then on to blind contour drawings, gesture drawings, still life and landscape drawings. Come explore how to capture the world with a variety of 2 D materials! For new and continuing students, ages 8 -12.

## Colorful, Creative Art by Storytelling

with Jennifer Klaus / Ms. Joy  
813 Mon, 5:30 pm - 6:30 pm  
814 Wed, 4:00 pm - 5:00pm  
Tuition: \$52 M / \$62 NM  
Materials fee \$5  
Studio G / Ages 8 - 12

Write and paint your own story! Create a story book with illustrations and / or make a painting, give shape and words to your imagination. What could be a more creative and exciting way for kids to explore and express their dream worlds? With the help of an art instructor, storytelling becomes a wonderful exploration of imagination from words to lines and colors. Ages 8 -12.



## 802 Mixin' It Up with the Mini-Masters

With Joy Ames  
Tuesday, 4:00 pm - 5:00 pm  
Tuition: \$52.00 M / \$62.00 NM  
Studio TBA  
All Levels

Instructor: Miss Joy Hey Mini-Masters! Come on out and have some fun with painting, drawing, collage, sculpture and clay. Students will investigate famous artists and then create with a variety of media. Bring your imagination! For new and continuing students Maximum 10 children. Ages 5, 6 & 7.

## 807 Children's Clay Sculpture

With Jacqueline LaDrig  
Tuesday, 4:00 pm - 5:30 pm  
Tuition: \$57.00 M / \$67.00 NM  
Studio D / Materials fee \$10.00  
All Levels

Hand building clay class with strong emphasis on activities that develop imagination and inventiveness. Children develop manipulative skills and hand-eye coordination through slab, carving and coiling methods. For new and continuing students, ages 6 & up.

## 803 Kids Make Comics

With Tom Schreiber  
Tuesday, 4:30 pm - 5:30 pm  
Tuition: \$52.00 M / \$62.00 NM  
Studio TBA / Materials fee \$5.00  
All Levels

Instructor: Tom Schreiber This 6-week program consists of three cool components. The first two weeks students learn how to design, draw, and 'move' their own comic or cartoon character! The second two weeks, artists learn how to put their own character into a mini-adventure! The third two weeks they convert their mini-adventure into a mini-comic! Prior students may continue developing and making new characters, stories, and comics. For new and continuing students, ages 8 - 12.

## 820 Animals, Animals, Animals

With Tom Schreiber  
Tuesday, 4:30 pm - 5:30 pm  
Tuition: \$52.00 M / \$62.00 NM  
Studio TBA / Materials fee \$5.00  
All Levels

Call all animal lovers! Whether furry, scaly, or slimy . . . animals are fun. Learn to use shape, proportion, and texture to draw lifelike animals. Learn easy techniques that will make bunnies more cuddly and snakes scarier. the giant world of animals will be represented so come out on safari with us! Ages 8-12

## 822 CSI: Dunedin (Creative Studio Investigations)

With Ann Henson  
Wednesday, 4:00 pm - 5:00 pm  
Tuition: \$52.00 M / \$62.00 NM  
Studio TBA / Materials fee  
All Levels

Come investigate with us! What happens when you add salt or oil to paint, how about mashing, rolling, or squishing paint--and just what can you paint on besides paper or canvas? The painting studio is the place with the answers! Ages 6-10.



## 815 Family Clay Night-Wednesday

With Steve Sikorski  
Wednesday, 4:00 pm - 6:00 pm  
Tuition: \$70.00 M / \$80.00 NM  
Studio E / Materials fee \$10.00  
All Levels

Families can now explore the ishy gishy, squishy clay together! Join Mr. Steve as he guides you through the pinch, coil and slab methods of handbuilding clay. Also, try your hand at throwing on the wheel. This class serves as a fun, basic, artful overview of the ever-popular medium of clay. Dress for mess! Tuition and materials fee covers one adult and one child for 6 weeks! For new and continuing students, ages 6 & up.

## 811 DFAC On Stage: Characters Welcome!

With Ms Katie  
Wednesday, 5:00 pm - 6:00 pm  
Tuition: \$52.00 M / \$62.00 NM  
Hands-on Theater  
Level 1 - 4

Come and explore the art of creating a fresh, exciting, and completely original character! Starting with the fundamental elements of convincing acting, we will build expressive, energetic, authentic and fun characters! Each actor will have the opportunity to perform a monologue with props, full costuming and makeup. All skill levels welcome!

## 817 Sketch, Paint & Brush

With Joy Ames  
Thursday, 4:30 pm - 5:30 pm  
Tuition: \$52.00 M / \$62.00 NM  
Studio TBA / Materials fee \$5.00  
All Levels

Kids, come out and experience sketching, drawing, mixing colors, new ways to use a brush and learning the basics of composition, you can make cool paintings. Come explore with sketch, paint & brush and have fun being a 2D artists! For new and continuing students, ages 8 -12.



Jennifer Lederhouse, DFAC Executive Assistant & Youth Program Guru

## 825 Family Clay Night-Friday

With Steve Sikorski  
Friday, 7:00 pm - 9:00 pm  
Tuition: \$70.00 M / \$80.00 NM  
Studio E / Materials fee \$10.00  
All Levels

Families can now explore the ishy gishy, squishy clay together! Join Mr. Steve as he guides you through the pinch, coil and slab methods of handbuilding clay. Also, try your hand at throwing on the wheel. This class serves as a fun, basic, artful overview of the ever-popular medium of clay. Dress for mess! Tuition and materials fee covers one adult and one child for 6 weeks! For new and continuing students, ages 6 & up.

## 832 Children's Clay Sculpture

With Jacqueline LaDrig  
Saturday, 10:00 am - 11:30 am  
Tuition: \$57.00 M / \$67.00 NM  
Studio D / Clay Fee \$10.00  
All Levels

Hand building clay class with strong emphasis on activities that develop imagination and inventiveness. Children develop manipulative skills and hand-eye coordination through slab, carving and coiling methods. For new and continuing students, ages 6 & up.

## 812 Family Adventures in Nature

With Mason Gehring  
Saturday, 10:30 am - 12:00 pm  
Tuition: \$70.00 M / \$80.00 NM  
Studio TBA / Materials fee \$10.00  
All Levels

Exploring science through art! This course is an introduction to the naturalist scientific process of observing specimens in their environment and applying that knowledge into creating art. We will study local plants and animals to inspire creativity. Learning science through art creates deeper understanding of the concepts while developing artistic skills. Students will also go on field trips to the beach shoreline and native pine and palm forests. We will work in a variety of mediums including drawing, mono printing and clay. Tuition and materials fee covers one adult and one child for 6 weeks! Ages 8 - 12 with an adult/parent.

## 836 Sunday Family Art Adventures

With Mason Gehring  
Sunday, 2:30 pm - 3:30 pm  
Tuition: \$70.00 M / \$80.00 NM  
Studio TBA / Materials fee \$5.00  
All Levels

Sample a variety of media with this exciting class for the Family. Start out by drawing with pencil, charcoal and oil pastels for two classes. Then move on to squishy ishy clay for two classes. Finally, explore the wonderful world of paint for the last two classes. Tuition and materials fee covers one adult and one child for 6 weeks! Ages 8 - 12 with an adult/parent.





### 758 Get Down to Painting

With Jon Didier  
Monday, 5:30 pm - 7:00 pm  
Tuition: \$65.00 M / \$85.00 NM  
Studio TBA / Materials List  
All Levels

Build up your painting skills while working in various media like watercolor, acrylic and oil. Students will create works of art using their choice of subject matter. Bring photos or objects from home. Still life materials will also be available.

### 740 Teen Clay: Wheel & Handbuilding

With Jacqueline LaDrig  
Wednesday, 4:30 pm - 6:00 pm  
Tuition: \$65.00 M / \$85.00 NM  
Studio D / Clay fee \$10.00  
All Levels

Students will learn basic wheel throwing techniques and how to set up, operate and the clean their wheels. They will also focus on hand-building with strong emphasis on activities that develop imagination and inventiveness. Slab, pinch, carving and coil methods will be explored. For new and continuing students, ages 11-14.

### 767 Teen Sketchbook / Journal Class

With Mason Gehring  
Thursday, 5:00 pm - 6:30 pm  
Tuition: \$65.00 M / \$85.00 NM  
Studio TBA / Materials list  
All Levels

Sometimes words are not enough. Keeping a sketchbook journal could keep you sane. This class explores the many ways of documenting your life with a sketchbook/journal. Working in drawing, daily journaling, and poetry to deal with the complicated feelings of a teen. We will explore collecting images for collage, working on sketching, layering mixed media, and basic design and composition. Materials needed will be discussed in first class.

### 754 Teen Drawing Class

With Jon Didier  
Thursday, 5:00 pm - 6:30 pm  
Tuition: \$65.00 M / \$85.00 NM  
Studio TBA / Materials List  
All Levels

Learn how to draw ANYTHING. This life-drawing class aims to train the eyes and the brain to work together in order to achieve a representational result on paper. After covering drawing fundamentals and re-learning how to see, students will have the opportunity to choose their own subject matter by using a combination of props, fellow classmates, and models. This class also serves as an open studio where students may practice what they want to draw and receive help as needed. Skills will be developed at each individual's level. Materials suggested are an 18 x 24 newsprint/sketch pad (or larger), soft charcoal pencils (primarily 2B and 4B), pencil sharpener, kneaded eraser, yard stick, soft vine charcoal, and any other tools you prefer.



## Wheel

With Jacqueline LaDrig  
**704** Thursday, 4:30 pm - 6:00 pm  
**724** Friday, 7:00 pm - 8:30 pm  
 Tuition: \$65.00 M / \$85.00 NM  
 Studio D / Clay Fee \$10.00  
 All Levels

Learn basic wheel throwing techniques while experimenting with underglazes, glazes and non-traditional materials added to clay. Individual expression is encouraged. Students will learn and be responsible for set up, operation and the clean up of their wheels. For new and continuing students. Ages 11 - 14. Maximum 12 students.



## 769 Teen Figure

With Jennifer Klaus  
 Friday, 5:30 pm - 7:00 pm  
 Tuition: \$65.00 M / \$85.00 NM  
 Studio C / Materials list & fee \$15.00  
 All Levels

This class is an introduction to drawing the figure for teens. Media is open to comfort level of students. Students will focus on hands and feet, costumed figures, and portraiture. Anatomy will be discussed, as well as proportion and lighting. Suggested materials: newsprint [18x24] pad, charcoal, kneaded eraser, and if they choose to paint, their paints and canvas. A live model will be available for only FOUR of the six meetings.

## 762 Goth: The Drawing Class

With Todd Still  
 Friday, 7:00 pm - 8:30 pm  
 Tuition: \$65.00 M / \$85.00 NM  
 Studio C / Materials list  
 All Levels

Explore drawing the "darker side" of imagery with the help of dark materials and dark music. Subject matter includes skulls, gargoyles, dragons, etc. Students will need: 18" x 24" newsprint drawing pad, soft vine or willow thin charcoal, compressed charcoal, kneaded eraser and a can of cheap hairspray as a fixative. The objective of this class is to capture 3D objects realistically as well as expressively.

## 763 Henna Tattoos for Teens

With Jennifer Klaus  
 Friday, 7:00 pm - 8:30 pm  
 Tuition: \$65.00 M / \$85.00 NM  
 Studio C  
 All Levels

Come and explore the world of natural tattoos. You will learn to make your own Henna paste from natural grounded leaves and make/fill your own cones as well. Different styles of henna designs and patterns will be taught. Mehndi, the timeless art form and body painting for festive occasions, is the traditional name of henna painting in India and the Middle East. So, come on out and try your hand at the festive and mysterious world of Mehndi! Ages 11 - 14.

## 771 Teen Portfolio Class

With Jennifer Klaus  
 Friday, 7:00 pm - 8:30 pm  
 Tuition: \$65.00 M / \$85.00 NM  
 Studio TBA  
 All Levels

Interested in a career in art or applying to art school? Want to better the portfolio you already have? Using existing pieces, you will work to form a cohesive portfolio tailored to your specific needs and interests. Class and instructor critiques will help bring your artwork to its' full potential. Self promotion will also be covered.

## 772 Teen Creative Painting Class

With Jennifer Klaus  
 Friday, 7:00 pm - 8:30 pm  
 Tuition: \$65.00 M / \$85.00 NM  
 Studio C / Materials list  
 All Levels

Come explore your creative self while discovering a variety of materials for painting, drawing, collage, and low relief. We will be using a variety of prompts from several books on creativity and the teachers directed starts. We will then use the prompts to find a pathway to healing and creative processing. The use of multi-media techniques will free our minds and souls to discover our creative and expressive selves. No skills or talent necessary just bring your interest and willingness to explore. Class will develop materials list during first session. Bring drawing materials like charcoal, pencils, chalk and sketch pad for first gathering. The first set of prompts will develop your material list, be prepared to explore and share.

## 750 Teen Illustration

With Jennifer Klaus  
 Friday, 7:00 pm - 8:30 pm  
 Tuition: \$65.00 M / \$85.00 NM  
 Studio TBA / Materials list  
 All Levels

Learn the art of commercial illustration! In this class you will learn the basic steps to create a complete illustration. Thumbnails, composition, and color studies will be covered. Lighting issues as well as background, middleground, and foreground will also be addressed. You will be encouraged to develop your own style and to sharpen your visual communication skills. Class critiques and guidance from the instructor will help to contribute to your final image[s]. Some drawing background necessary

## 755 Introduction to Etching

With Jon Didier  
 Saturday, 10:30 am - 12:00 pm  
 Tuition: \$65.00 M / \$85.00 NM  
 Materials fee \$20.00  
 All Levels

Explore the fascinating process of copper etching, dating back to the 15th century! As a form of fine art printmaking, students will turn a blank copper plate into a matrix for producing captivating embossments on paper. Learn techniques for drypoint, scraping & burnishing, open bite, foul bite, aquatint, and many more. Some drawing experience is recommended. Students will determine their own subject matter, whether imaginative or lifelike. Get ready to ink some plates!

### WORKSHOP

## 765W Pinhole Photography Workshop for Teens

With Lisa Mayo  
 October 26  
 10:00 am - 2:30 pm  
 Tuition: \$65 M / \$95 NM  
 Darkroom / Materials list  
 All Levels

In this workshop we will explore the alluring "camera obscura". Students will construct their own pinhole camera from an oatmeal container, drill and test the pinhole and make prints in the darkroom. Exposure, aperture, shutter speed and composition will be discussed. Students will leave with a working pinhole camera and a new form of communication and self-expression through photography. Maximum 6 students. Materials list & fee. An empty 42oz oatmeal container or a shoe box with a cover. Students can purchase 5x7 or 8x10 VC RC photographic paper from the instructor for an additional fee.

# DFAC faculty

**Brooke Allison, PSA-MP, PSWC**, received her education from Shimer College, The Art Institute of Chicago and the American Academy of Art. A Signature Member of the Pastel Society of America, Brooke is also a member of the Pastel Society of the West Coast - California; the Catherine Lorillard Wolfe Art Club, NYC, NY; and the Florida Artist's Group. Brooke's paintings have been shown at the Tampa Museum of Art, the Jacksonville Museum of Art and the Butler Institute of American Art. Her artwork and techniques have been featured in Artist's Magazine and Pastel Journal.

**Joy Ames** came to Florida from New York State where she owned and directed two Montessori Schools. She attended Fredonia State Teachers College, Incarnate Word in Texas and St Nicholas in London, England. Belonging to AMS and AMI, Joy traveled around the world collecting the art of the masters. Her main focus has always been on Early Childhood Education. She has authored several publications on the Montessori Method and is now writing a new children's book called, Brandi and Her Friends.

**Karen Baker CPS, PSA** has been teaching classes and workshops for over 20 years and delights in helping students discover and express their creative "voice" through applied technique and self-exploration. She studied drawing and mixed media with abstract artist Barbara Garber at Brattleboro Community College in Vermont, where she became passionate about the pastel medium, landscape painting, and plein air. In the years that followed, she was mentored by Master Pastelist Herman Margulies, and studied also with Stanley Maltzman, Christina DeBarry, Elizabeth Apgar-Smith, and Wolf Kahn. Her artwork has received awards and recognition in regional and national shows as well as from The Artist's Magazine Annual Juried Competition, 2004 & 2010. She holds Signature Membership with Connecticut Pastel Society and Pastel Society of America and is a member of Pastel Society of Tampa Bay, TESA (The Exhibiting Society of Artists), and Vermont Pastel Society. She is represented by galleries in Florida and New England. [www.KBakerStudios.com](http://www.KBakerStudios.com)

**Catherine Bennett** is a member of both the American and National Watercolor Societies, and Vice-President of the Central New York Society. Catherine offers watercolor instruction at DFAC specializing in 'pouring' techniques. See her original watercolors @ [www.artworkten.com](http://www.artworkten.com)

**Mari Kaake Borsuk** graduated from Wayne State University where she studied art and education. She maintains a studio in Dunedin and is a Signature Member of the Florida Watercolor Society.

**Bonnie Bowman** is an artist who believes the pursuit of mastering ancient craft techniques is relevant and essential to the well being of our "present minds." She has sold her work through commissions from private and corporate clients, as well as produced work marketed and sold to an international market. Bonnie's greatest passion is teaching the art of weaving, basketry and clay to students of all ages and abilities. [www.bonniebowman.com](http://www.bonniebowman.com)

**Ira Burhans** received a B.F.A. in ceramics from St. Cloud State University, Minnesota. He exhibits his award-winning artworks at festivals throughout the eastern U.S. Owner of Clay & Paper Gallery in Dunedin, you may visit his website at [www.claypaper.com](http://www.claypaper.com)

**Joan Duff-Bohrer** is a dynamic experimental painter whose formal education includes studies at Rutgers University in New Brunswick, N.J. and Skidmore College in Saratoga Springs, N.Y. Her work was included in the 1996 Biennial at the New York State Museum in Albany, New York. [www.duffbohrerpainting.com](http://www.duffbohrerpainting.com)

**Bill Coleman** has over 30 years experience in the design and fabrication of architectural metal products. He is the artist/owner of Arc Angels, Inc. producing the finest quality cast and wrought ornamental metalwork. Bill is founder of the Institute of Creative Arts in Dunedin. [www.arcangels-inc.com](http://www.arcangels-inc.com)

**Jon Didier** graduated 2010 with a BFA in Drawing/Printmaking with Honors from University of Central Florida - Orlando, FL. He took part in the Study Abroad Program at the Edinburgh College of Art - Edinburgh, Scotland / Summer 2010. He is a local artist/musician that graduated from Palm Harbor University and as a youngling attended DFAC summer camps and classes.

**Ann Feldshue** earned a BFA from Ohio State and is an accomplished painter, ceramic artist and muralist. Her earlier career as a buyer for Macy's and Ralph Lauren exposed her to European arts and culture where she developed a love for landscape and trompe l'oeil painting. Ann is a key part of DFAC's curatorial staff as Exhibitions Preparator.

**C. Fulton** is the founder of DFAC's stonecarving program which she has devoted the past eight years to developing. She has been studying and teaching stonecarving in Italy for the past ten summers. She earned a letter in Anagraphical embellishment from a Master Sculptor during her European studies and though qualified to work in architectural restoration, C. prefers the fine art of sculpture. She was awarded a traveling fellowship for Fall 2008, to study and teach in South America.

**Mason Gehring** is a native of Dunedin and earned her B.F.A. in painting at The School of Visual Arts in New York, NY. She spent her childhood and adolescence participating and volunteering at the Dunedin Fine Art Center. She is very happy to be back and part of an organization that has been the foundation of her artistic journey.

**Dominice Gilbert** received a BFA from The School of the Art Institute of Chicago. She was Artist in Residence at both the Crab Tree Farm and National Ornamental Metal Museum in Memphis TN. Dominice currently teaches metalworking at the Institute for Creative Arts, DFAC's industrial arts partner in downtown Dunedin. [www.dominice.info](http://www.dominice.info)

**Ann Guiliani** received her Masters Degree in Art from New York University. She taught art at Cape Cod Community College from 1984-2000. In 1998, Ann earned a second Masters Degree in Printmaking and Visual Design from the University of Massachusetts. For the last 35 years, Ann has exhibited her work nationally and internationally. [www.annguilianartist.com](http://www.annguilianartist.com)

**Jennifer Hagen** attended Studio Incamminati in Philadelphia, a 4-year certificate program specializing in classic Italian realism founded by Nelson and Leona Shanks. Since her return to Florida, Jen has focused on a body of work comprised of commissioned portraits. She currently teaches private students throughout the Tampa bay area.

**Michael Harris** received certification from America's oldest and most accredited school for photography, The New York Institute of Photography. In 1999, he opened a freelance photography business with a mobile studio for location assignments. In addition to his freelance work, Michael also shoots for 'Tampa Bay's Best Magazine'. [www.michaelharrisphotographer.com](http://www.michaelharrisphotographer.com).

**Kathy Hays** is a self-taught fiber artist who enjoys all things fiber. Though her main focus is felt-making, her background includes: doll-making, surface design and silk papermaking. Kathy has taught fiber-related classes for Convergence 2008, John C. Campbell Folk School, Florida Tropical Weaver Guild and the Tampa Bay Surface Design Guild.

**David Heustess** earned a BFA degree in clay and fiber arts in 1995 from the Appalachian Center for Crafts in Smithville TN. He directs Sarratt Art Studios at Vanderbilt University in Nashville TN and has taught art in a variety of settings in the middle TN area. David creates sculptural beaded vessels that incorporate found objects and other mediums such as glass, photography, metal, etc.

**Cynthia Holmes** is a painter and has a BFA from Texas A & M University Corpus Christi. Holmes' paintings are widely collected and exhibited. She has worked as a business consultant, market researcher, and a sales rep for a fine art print publisher and gallery. Visit her online gallery at [www.cynthiaholmes.com](http://www.cynthiaholmes.com)

**Barbara Hubbard** is an artist, arts educator, and university professor serving as an arts faculty for Eckerd College in the Program for Experienced Learners. She is also a faculty member in the College of Education at Argosy University in Tampa growth and institutional advancement. Barbara is the Secretary of the Florida Council on Arts and Culture and is active

in the Professional Association of Visual Artists.

**Toni Roeder Hutflitz** studied art in London, Paris and Spain. She now teaches locally and in Costa Rica. "Being a watermedia instructor allows me to expose students to new techniques, materials and experimentation. While I have awards and membership in National and International organizations, my most exciting times and rewards are in the classroom." Toni's art work can be seen at her studio at the Imago Art Group in Dunedin.

**Taylor Ikin** is a passionate artist, educator and environmentalist. Her works are represented in numerous public, private and corporate collections. She is past president of the Florida Watercolor Society and is particularly known for her extraordinary paintings on YUPO. [www.taylorikin.com](http://www.taylorikin.com)

**Aydelette Kelsey** is a partner of 4000 Words Fine Photography which specializes in available light photography using a journalistic style. View Aydelette's work @ [www.akcreative.com](http://www.akcreative.com).

**Dolores (Dee) Kilgo**, is Professor Emeritus of Art History at Illinois State University. A native Midwesterner, Dee has a Ph.D. from the University of Illinois. Her teaching specialties are nineteenth-century European and American painting and the history of photography and she has authored two books and numerous articles on the subjects. Her publication and curatorial projects have been supported by grants and fellowships from the National Endowment for the Arts, the Smithsonian Institution, the Newberry Library, and the Missouri History Museum. Dee currently resides in Dunedin, FL and Godfrey, IL.

**Jennifer Klaus** is a graduate of Ringling College of Art and Design, where she received her B.F.A. in Illustration. She is a local freelance artist as well as a self published children's book writer and illustrator.

**Merrill Kramer** grew up in NYC and has studied clay for over 40 years. She creates stoneware sculpture with a unique spirit employing slabs, textures, oxides and colorants. Merrill has taught clay techniques to all age groups and her works are collected throughout the U.S.

**Jacqueline LaDrig** earned her B.F.A. in ceramics at the University of Tampa and her M.F.A. in ceramics with a minor in small metals from Georgia Southern University. She has taught elementary, high school and college level art. She is affiliated with the College Art Association, the American Craft Council and Florida Craftsmen, Inc.

**Stephen Littlefield** is a Florida artist passionate about traditional printmaking methods. He attended the USF where he studied drawing, intaglio printmaking and painting. A member of the Florida Printmakers Society, he is the founder of DFAC's printmaking program and displays his work in group shows and solo exhibitions.

**Jason Lodico** earned a BFA in sculpture from the School of the Art Institute of Chicago and refined his blacksmithing and

metalworking skills at the National Ornamental Metal Museum in Memphis, TN. He is an experienced blacksmith / welder with twelve years in the metalworking craft and over seven years experience restoring complex structures, primarily historical monuments as well as custom design work across various industries. Jason taught blacksmithing and basic metalworking classes at the Evanston Art Center in Chicago, Illinois.

**Ya La'ford, J.D., M.F.A.** earned a bachelor from Florida State University, a Juris Doctor from University of Florida, and a Masters in Fine Arts from Boston. La'ford maintains her studio practice in both Dunedin and New York. La'ford is an educator, visual painter, installation artist and muralist. In her practice, she explores human interconnectivity, evidence, and manipulation. La'ford's paintings are included in corporate, private and public collections, and she has exhibited her work nationally and internationally. [www.yalafordportfolio.com](http://www.yalafordportfolio.com)

**Donal Laughrey** holds a BS degree in Industrial Arts from California State College, Penna and earned his Masters Degree from Towson State, Towson, Md. He was a teacher of metal working and drafting with Baltimore Public schools for 15 years. He specializes in the 18th and early 19th century periods. During this time he did custom work for several museums in the area: Rose Hill Manor and Schifferstadt in Frederick, Md., New Castle Historical Society and the Delaware Historical Society.

**Lindsay Lovequist** received a MA in Art Education in 2010 from the University of Florida with studio emphasis in printmaking. She holds an Art K-12, Professional Certification with the State of FL and works in North Pinellas County Elementary schools.

**Michael K. Lyman** holds a Bachelor's degree in graphic design and taught cartooning at Shelburne Craft School. His editorial cartoons and comic strips have been featured in several Vermont newspapers. He is currently at work on a graphic novel. [www.magnumarts.net](http://www.magnumarts.net)

**Bob Manown** is a graduate of the Art Institute of Pittsburgh and a founding member of the Village Artist Gallery in Columbia, SC. He studied fine art at Carnegie Mellon University, the University of South Carolina and various individual instructors. He is an award-winning artist whose works can be found in numerous corporate and private collections.

**Tony Marsh** possesses an extensive resume as an award winning high end interior designer, furniture designer, teacher and wood turner. His experience as a much publicized and sought after professional A.S.I.D. interior designer spans a period of 50 years. For the past 5 years, Tony Marsh has taught woodturning at DFAC Using local and more exotic woods, acrylics, solid surface materials and even corn cobs, students learn how to transform these materials into beautiful fine art objects. [www.tonymarshwoodturner.com](http://www.tonymarshwoodturner.com)

**Susan Maxon** heads the jewelry department at DFAC with 32 years experience as an arts educator including a university professorship.

She graduated with a B.A. in education with Art as her major from Southeastern State College, Durant, OK. She received her M.A. in Education from Southeastern Oklahoma State University and her ABD Ph D in Art Education and Library Science from the University of North Texas. Susan is an active artist/designer owning and operating Honors Gran Jewelry since 1995. [www.HonorsGran.com](http://www.HonorsGran.com)

**Lisa Mayo** came here from Miami Beach where she owned and operated, The Mayo Darkroom and taught fine art photography at Art Center South Florida. Additional experience includes mentoring to high school art students and teaching youth art programs to elementary and middle school children. While in South Florida, she exhibited her work and presented the works of local and visiting photographers.

**Jacqueline McDonough** attended American University in Washington DC majoring in design and art history. Jackie has embraced different art forms from around the world, but she always returns to clay. She loves exploring new ideas, pushing the limits and sharing and learning from others.

**Fran McLean** has painted in oils for over 40 years. She is an award-winning artist who has exhibited extensively throughout Florida and is represented in galleries from Maine to Florida. In addition to her present teaching posts in Melbourne and Indian River, she is a lifelong learner and is currently studying monoprints and intaglio etching.

**Charrie Hazard Moscardin** has been a professional writer for more than thirty years. Her novel, *Falling into the Sun* (2009) was a 2011 Gold Recipient of the Mom's Choice Awards and a 2010 finalist in *Forward Review's* Book of the Year Awards. Her award-winning creative nonfiction has been published in numerous literary journals, including *Sunscript*, *Snowy Egret*, *The Pen Woman*, and *Wordsmith*. Charrie is a former program director for *Life Long Writers*, the membership arm of The Florida Center for Writers at the University of South Florida (USF), and has taught writing and literature at USF, St. Petersburg College, and Eckerd College. For the last four years, she has taught Freshman Writing, Introduction to Creative Writing, and Fiction Writing at the University of Tampa. She began her writing career as a journalist and worked as an investigative reporter then an editorial board member and columnist for the *St. Petersburg Times*. For more information about Charrie, visit her website @ [www.CharrieHazard.com](http://www.CharrieHazard.com).

**Camille Muller, CFS** is known internationally as a Certified Master Artist and Master Teacher of porcelain art. She has studied at McMaster University, the University of Western Ontario, London's Teacher's College and Ontario College of Education. [www.camille-art.com](http://www.camille-art.com)

**Melissa Miller Nece** is a frequent prizewinner in state, national and international shows. She is a Signature Member of and Ways and Means Director for the Colored Pencil Society of America. She has also been a board member of the Professional Association of Visual Artists (PAVA) and the Miniature Art Society of Florida, and is a member of the Florida Artist Group. She holds a BFA in painting from Lake Erie College

and has been teaching at DFAC since 1990. Her work is represented in numerous private and corporate collections. [www.millennece.com](http://www.millennece.com)

**Jenni Nance** has taught writing at The Poynter Institute and Barnes and Noble Booksellers. She is a graduate student at USF focused on Creative Nonfiction. She is currently finishing her first memoir and is passionate about the genre!

**Charles Oestreich** holds an Engineering degree from the Polytechnic Institute of Brooklyn and a MBA from Adelphi University. In 1988, he retired from a career in engineering and computer science. Since then he has taught computer and digital arts classes through Senior Net, the Gulf Beaches Library, St. Petersburg College and DFAC.

**Maria Olan** was born in Caracas Venezuela, Graduate of the Nueva Esparta University with a degree in Civil Engineering (Urban development). Her passion is in Art & Design, visual arts and theater.

**Lorraine Potocki** graduated from The College of New Jersey with a BA in Fine Arts and Education. A faculty member of the Life Enrichment Center in Tampa, she has also demonstrated pastel painting in workshops throughout the Tampa Bay area and exhibited her works throughout Florida. Lorraine is an award-winning artist represented by First Impressions Fine Art Gallery. She is a member of the Pastel Society of Tampa Bay and PAVA (Professional Association of Visual Artists). Visit her website at [www.lorrainepotocki.com](http://www.lorrainepotocki.com).

**Pam Pawl** has 40 years experience at the loom and has taught classes at Penland School of Crafts, The Newark Museum Weaving Workshop, Philadelphia College of Textiles, Moore College of Art and Design as well as the Philadelphia Guild of Handweavers and many other guilds in the Mid-Atlantic area. You can see her work at [www.pampawltextiles.com](http://www.pampawltextiles.com).

**Concepcion Poou Coy Tharin**, or Concep for short, is Mayan Q'eqchi', from a small village named Samac outside of the city of Coban in Guatemala. She is a master back-strap weaver, taught by her mother and sister, specializing in an intricate lace-like white on white style of weaving called picb'il. She has given workshops at New College of Sarasota, and the Weedon Island Preserve and is dedicated to promoting Mayan weaving and culture.

**Stacy Perry** has a background in gemology and custom fine jewelry design which led her to create her own jewelry line of eclectic, handcrafted pieces called [www.hodgepodgerie.com](http://www.hodgepodgerie.com). Stacy currently offers classes in basic, intermediate and advanced wire jewelry design. [www.hodgepodgerie.com](http://www.hodgepodgerie.com)

**Caryl Renz** holds a Fine Arts degree from Ohio State University. Though her first career was as an arts educator, Caryl's interest in the vanishing art of Sailor Valentines arose in recent years at her summer home in Cape Cod. She creates Sailor Valentines for herself and others through commissions. Her award-winning works are featured locally at Art at the Plaza in Belleair Bluffs and in regional shell shows.

**Carole Rosefelt** studied at Layton Art School and Cardinal Stritch College. Her art career as an award-winning painter has spanned more than 40 years. Active in the local arts community, Carole is a member of Tampa Bay Surface Design Guild, PAVA and Studio 1212. Carole and her family also developed eight C & R custom frame retail galleries and 25 years of art by design for public space and designer trade.

**Stephen Schatz** earned his Masters degree in painting from Florida State University. He later studied at the Art Students League in NYC and various academies in Paris. He taught at Albany State University for 17 years until his retirement in 2003. Stephen is a three-time recipient of a Georgie Council for the Arts Individual Artist grant. [web.mac.com/stephenschatz](http://web.mac.com/stephenschatz)

**Tom Schreiber** has a BA in Fine Arts and English Literature from The College of William and Mary. He has been teaching at Dunedin Highland Middle School since 2002.

**Steve Schramek** is a self-taught artist who caught the stained glass bug in 1996. He began working in traditional foil-and-solder and lead-came methods of stained glass but since 2000, has shifted his focus to fused glass. For the last seven years Steve has been producing original designs in fused glass bowls, sinks, plates, vases, [Glasskets@](mailto:Glasskets@), architectural panels, suncatchers, windchimes, garden art and fused glass dichroic jewelry. He now shares his expertise through workshops in his St. Petersburg studio. [www.tropicalglasscreations.com](http://www.tropicalglasscreations.com)

**Alison Shepard** enjoys pen & ink, painting, sculpture, murals, weaving and ceramic arts. She graduated from Wittenberg University, Springfield, Ohio with a BFA. She has worked in Florida as a teacher, mural artist, surveyor, survey and engineering drafter, graphics designer, and illustrator. She is still mural painting though, gradually turning her house, inside & out, into a creature-filled forest landscape. Alison also serves as DFAC's Clay Studio Manager.

**Steve Sikorski** graduated from USF with a bachelor's degree in Art Education and a bachelor's degree in Fine Arts - Ceramics. He has been teaching art at the elementary school level for 8 years in both Pinellas and Hillsborough counties. He is a member of the USF College of Education honors program - SCATT. Mr. Steve has been the clay studio instructor for the past two years at DFAC's Sizzlin' Summer Art Camp.

**Joseph Spencer** is a pioneer of Multi Torch Fire Enameling, working in the field since 1970. Mr. Spencer teaches at a number of Art Centers in the area and privately at his art studio in Safety Harbor.

**Debbie Stratemeyer** considers herself a creative arts teacher as she has been teaching some form of art for almost 30 years. She expertise includes: photography, baton twirling, sewing and scrapbooking. She specializes in photographic mixed media.

**Ken Straight** attended the American Bladesmithing School. He demonstrates blacksmithing / bladesmithing for Pioneer Park in St. Petersburg and is the head volunteer blacksmith at Heritage Village. Ken has taught both blacksmithing and bladesmithing

classes through the Pinellas Historical Society at Heritage Village.

**Mei Ling St. Leger** holds a degree in Architecture but is primarily a fiber artist. She has been working and teaching in the fiber arts in Tampa Bay area for over twenty years. Her artworks have been shown locally, statewide, nationally and internationally.

**Danielle Slangenhoupt** was born in Paris, France. She studied at mosaic schools in Provence and on several study tours of the major mosaic sites in Italy. Danielle exhibits her works throughout Florida and enjoys teaching workshops in the art she loves.

**Robert Sutherland** is a Fine Artist whose expertise includes oils, casein, pastels, oil pastels, watercolor, pencil, and pen & ink. He received his Art Education at Oklahoma State University, and began as a commercial art illustrator with Creative Associates in Oklahoma City. Robert spent a number of years in Nashville, TN (actively involved in both the art world and the music industry as a recording artist). His paintings have been shown in Tennessee State Museums, the Dixon Gallery in Memphis, and are also included in the collections of many notable Nashville celebrities. Robert's artistic journey has developed a new technique he calls 'Spinning'. From the spinning classes has emerged a new group, Spin D'Arte, comprised of artists who are showing their work at major galleries and shows.

**Joan Swetland** has been an instructor at DFAC since 1991, committed to teaching her students how to fulfill their painting goals. Past President and Signature Member of the Florida Watercolor Society and Signature Member of the Suncoast Watercolor Society. Joan's work appears in juried shows and numerous corporate and private collection.

**Dee Rodrigues** is artist and owner of *DeeLoreArt*. Dee's original stained glass works incorporate a variety of media including stone, metal and other natural elements. She maintains a teaching studio at the Institute of Creative Arts in downtown Dunedin.

**Markissia Touliatos** has been a commissioned portrait painter for over thirty years specializing in alla prima techniques. She studied classical realism, portraiture, and landscape painting for four years at the Atelier of Plein-Air Studios. She is also an accomplished international award-winning painter of miniatures and a Signature member of three Miniature societies. Her award winning art is included in many prestigious public and private collections.

**Lori Waters** is a graduate of the University of Massachusetts, Dartmouth where she received a B.F.A. in Illustration and Visual Design with additional coursework at Rhode Island School of Design and the University of Rhode Island. Lori has taught art at the middle school level here in Florida for the past six years.

**Jennifer Weaver** is a Florida native who grew up in Tampa. For one year she lived in Japan and the influence of the Japanese culture can be seen in the aesthetics of her ceramic work. Jennifer received a B.F.A. in painting from Florida

Atlantic University, but her focus has been in clay since 1990.

**Joseph Weinzettle** has a BFA from the Cooper Union and his MFA from the University of Mississippi. A painter and draftsman, he works in natural wood charcoal, natural red chalk and silverpoint. In 2010, Joseph was Artist-in-Residence at the Everglades National Park and was awarded both Puffin and Pollock-Krasner Foundation Grants in 2009. A Pittsburgh, PA native, Joseph has resided on Florida's west coast since 1992.

**Susan Huskey Woas** has been a faculty member of DFAC since 1980. Susan received her BFA from Bowling Green State University in painting and continues to study with nationally acclaimed artists in watercolor and design.

**Anita Wood** is a multi-media artist who works can be found in collections around the world. She has developed her own voice under such teachers as Zoltan Szabo and Nita Engle. She teaches in both Florida and southern Ontario. Her works have gallery representation in Toronto and Whitehouse, Yukon.

**Glenn Woods** has a B.S. in Arts from Indiana Central University and added course work from Valparaiso University, Indiana. He taught for many years at the Century Art Center in South Bend, Indiana; Art Center at Battlecreek and Broadripple Art Center. He owns and operates Pottery Boys Studios. [www.potteryboys.com](http://www.potteryboys.com)

**Karen Woods** is a weaver, dyer, quilter, photographer, beader, papermaker, basketmaker and a serious student of the possibilities of polymer clay. In her words "Each craft influences the ones to come. My designs in clay reflect in large part weaving and quilting techniques." Karen is a member of numerous guilds including: the Handweavers Guild of America, Florida Tropical Weavers Guild, Tampa Bay Basketmakers Guild, Florida Craftsmen, Inc., National Polymer Clay and Tampa Bay Polymer Art Guilds. For more about her see: <http://karenwoods.home.mindspring.com>

**Gail Wynne** was born in New York City and moved with her family to India when she was 11, where she lived until she was 18. She returned to the United States to study at Syracuse University's College of Fine Arts and graduated in 1961 with a BFA in painting. She was an art teacher in the Syracuse Public Schools for three years before traveling back to India with her husband, John, to teach at a small boarding school in the mountains of Ootacamund, South India. Gail taught art at The Taft School in Watertown, Connecticut for 33 years, from 1968 to 2000. She introduced an arts curriculum to Taft and was head of the Arts Department from 1987 to 1993. She received her MS in Art Education at the University of Michigan and Southern Connecticut State University in 1977, and studied writing and art at Wesleyan University. Gail taught ceramic art at the Dunedin Fine Arts Center on the West Coast of Florida from 2001 to 2006, resuming in 2010.

# REGISTRATION FORM **fall 2013 classes & workshops**

Register early for placement in classes, don't delay. Please call the Dunedin Fine Art Center to confirm your class prior to attendance.

Name \_\_\_\_\_

Address \_\_\_\_\_

City \_\_\_\_\_ State \_\_\_\_\_ Zip \_\_\_\_\_

Telephone \_\_\_\_\_ Email \_\_\_\_\_

Class code and title \_\_\_\_\_

Instructor \_\_\_\_\_

Day/Time \_\_\_\_\_ Session \_\_\_\_\_

Member/Non-Member Tuition \_\_\_\_\_ + Model Fee \_\_\_\_\_ + Materials/Clay Fee \_\_\_\_\_ = \_\_\_\_\_

Class code and title \_\_\_\_\_

Instructor \_\_\_\_\_

Day/Time \_\_\_\_\_ Session \_\_\_\_\_

Member/Non-Member Tuition \_\_\_\_\_ + Model Fee \_\_\_\_\_ + Materials/Clay Fee \_\_\_\_\_ = \_\_\_\_\_

(Additional classes may be listed and attached to this form.)

PEL Student?  (Eckerd registration required)

*Ask about our upper level memberships with added benefits!*

**DFAC Membership** \_\_\_\_\_ \$125 Friend

\_\_\_\_\_ \$65 Family

\_\_\_\_\_ \$45 Individual

**TOTAL DUE** \_\_\_\_\_

Please make checks payable to: Dunedin Fine Art Center  
1143 Michigan Blvd.  
Dunedin, FL 34698

Ck# \_\_\_\_\_  Cash

Visa  MC  Disc  AmEx

Card # \_\_\_\_\_

Exp. \_\_\_\_\_ VIN# \_\_\_\_\_

Received by \_\_\_\_\_

Posted \_\_\_\_\_

## Become a Member of the Dunedin Fine Art Center

Receive a year-round discount on classes! As a member you will also receive: advance notice of classes, exhibitions, lectures and social events through receipt of our quarterly class schedules, DFAC's ARTery newsletter and exhibition invites. Additional benefits include: free admission to the David L. Mason Children's Art Museum and Summer Art Camp discounts.

**Your membership is encouraged as the Dunedin Fine Art Center (a 501(c)3 not-for-profit organization) is maintained in part through the vitality of its membership program.**

**Class fees do not cover the cost of maintaining our space, staff or programming. Your membership is important to DFAC and we invite you to join at the Friend level to receive member benefits above and beyond discounted classes.**

## Releases

I, the undersigned do hereby release the Dunedin Fine Art Center or any person or persons acting on its behalf from liability for any bodily injuries sustained, or for loss or damage of any personal articles while on the premises or while participating in any activity sponsored by the Dunedin Fine Art Center. Furthermore, the undersigned agrees that in the event medical attention is required due to accident or illness, the Dunedin Fine Art Center shall, without accepting fiscal responsibility, seek such medical services as it deems necessary and appropriate through EMS/911 and/or local hospitals.

I hereby allow the Dunedin Fine Art Center to take photographs of me or my enrolled child/children to be used for DFAC promotional and archival purposes only.

Signature \_\_\_\_\_ Date \_\_\_\_\_



# Dunedin Fine Art Center Registration Policies

## How to Register for Classes and Workshops

**Online:** Visit our website at [www.dfac.org](http://www.dfac.org) and access our online registration system under the 'Classes' category.

You may register for a class online by credit card or E-Check.

**In Person:** You may submit a completed registration form (please print clearly) and payment to DFAC during regular business hours:  
Monday-Friday, 9:00 am - 5:00 pm  
Saturday, 10:00 am - 2:00 pm  
Sunday, 1:00 pm - 4:00 pm

**By Telephone:** Please call us at 727.298.3322, during business hours.  
Please have your credit card number ready.

**By Fax:** Please send a completed registration form, including Visa, Master Card, Discover or American Express payment information to:  
DFAC, 727.298.3326.

**By Mail:** Download a registration form (pdf) from our website at [www.dfac.org](http://www.dfac.org) or fill out the form in the back of the DFAC catalog. Complete the form and send it, with payment to: Dunedin Fine Art Center, 1143 Michigan Blvd., Dunedin, FL 34698

## Registration Policies

Registrations must be accompanied by a completed registration form and payment. Enrollment is limited and spaces are filled on a "first-paid, first-served" basis.

Students are responsible for obtaining and providing materials for classes unless otherwise indicated. Materials lists for all classes and workshops will be posted online at [www.dfac.org](http://www.dfac.org) or available at DFAC upon request for those without computer access.

If you have any questions or comments about classes and instructors, please contact Suz Priest, Associate Director of Adult Education at ext. 224.

### Cancellations, Refunds & Transfers

The Dunedin Fine Art Center reserves the right to cancel any class due to low enrollment without incurring obligations. If a class is cancelled, you may transfer to another class or request a full tuition refund. Either a transfer or a refund must be requested within that session. Failure to request either a transfer or refund within the session will result in the loss of that tuition. If a class does not meet the minimum enrollment prior to the start date, it may be cancelled so please register early!

### Withdrawals

Withdrawals from any class or workshop must take place by 5:00 pm the Friday before the first day of each session. A refund of the tuition less a \$25 administrative fee will be issued. Students withdrawing from any class or workshop after 5:00 pm the Friday before the first day of each session will be issued a refund less the instructor's compensation. Amount varies—please contact Suz Priest for more information.

### Pro-rating

Pro-rating will only apply to students registering for 3 or less remaining classes. A \$25 administration fee will apply.

### Workshops

Workshops are offered for those who are unable to commit to a weekly class. They are typically offered on a 1/2-day, full day, 2-day or week-long basis. Tuition covers the cost of instruction for a specified date or dates.

### Emergencies

Emergency closing may occur in the event of severe weather conditions.

### Make-Up Classes

Make-up classes will be scheduled if a class is cancelled by a DFAC instructor. If a student is unable to attend class for any reason, DFAC is not responsible to provide any additional make-up class or refund.

### Non-Profit Status

DFAC is a not-for-profit 501 (c) 3 community arts organization and we welcome students of all creeds and ethnic origins. Donations are accepted and welcome!

The Dunedin Fine Art Center is ADA compliant.

A graphic advertisement for 'THE ART SUPPLY STORE'. The text is set against a background of white paint splatters on a dark background. The store name is in large, bold, sans-serif letters. Below it, a list of services is provided: ART SUPPLIES, CUSTOM FRAMING, DIGITAL IMAGE CAPTURE, and FINE ART PRINTING. At the bottom, the phone number 727.491.3099, the address 2429 CENTRAL AVENUE, ST. PETERSBURG, FLORIDA 33713, and the website URL HTTP://THEARTSUPPLYSTORE.CO/ are listed.

**THE ART  
SUPPLY  
STORE**

ART SUPPLIES  
CUSTOM FRAMING  
DIGITAL IMAGE  
CAPTURE  
FINE ART  
PRINTING

7 2 7 . 4 9 1 . 3 0 9 9  
2429 CENTRAL AVENUE  
ST. PETERSBURG, FLORIDA 33713  
[HTTP://THEARTSUPPLYSTORE.CO/](http://THEARTSUPPLYSTORE.CO/)

# EXHIBITION CALENDAR fall 2013



09/06/13 – 12/21/13  
Entel Family Gallery

## SPIRITED!

Central American religious folk art  
from the private collection of Dr.  
Robert and Chitraneer Drapkin.

09/06/13 – 10/13/13  
Douglas Whitley Gallery

## ENCIRCLED

Mandalas for the modern world: Lisa  
Ariotti, Jack Casey, Catherine Colangelo,  
Richard Entel, Dana Lynn Louis, David  
McKirdy, Bryan Gill Nash & Ivan Puig.



Catherine Colangelo in enCircled



GLADYS DOUGLAS SCHOOL FOR THE ARTS  
1143 Michigan Boulevard  
Dunedin, Florida 34698  
Tel. 727.298.3322  
Fax. 727.298.3326  
E-mail: education@dfac.org  
www.dfac.org

The **MISSION** of the Dunedin Fine Art Center is to offer creative educational experiences in the visual arts.

The **VISION** of the Dunedin Fine Art Center is to be the premier art center in Florida, providing unparalleled educational, cultural and creative experiences throughout the arts.



Programs at the Dunedin Fine Art Center are sponsored in part by the State of Florida, Department of State, Division of Cultural Affairs and the Florida Arts Council, the National Endowment for the Arts, the Pinellas County Commission, and the City of Dunedin.

